



Sokio

Gentle Heat Radiator

QUICK START GUIDE

CONTROL BOX

Digital display showing the current mode, the temperature setpoint and consumption indicator

- Confirm
- Switch off or on (long press)
- Lock or unlock (long press)




- Increase or decrease the temperature without having need to validate
- Navigate the menus

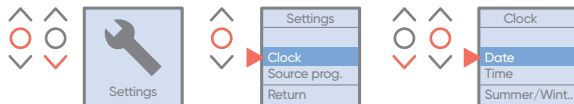
After a short period of time the backlight on the display will turn off and only the temperature will be displayed.

1. POWERING UP AND NAVIGATING THE CONTROLLER


- When turning on the power for the first time, follow the instructions on the screen. Choose the language, etc.


- To change the temperature use the arrow buttons: 

- To change the time, go to the main menu and scroll down to 'Settings':



- To exit a menu at any time, navigate with the arrows and validate the Return icon in each menu:



- To lock the controls, long press  then select lock:
- Repeat this operation to unlock.



2. THE OPERATING MODES OF MY APPLIANCE

- Choose between the 2 operating modes: BASIC, PROG
- BASIC mode: access only to temperature adjustment.
- PROG mode: manual programming of functions.

3. TO ACTIVATE THE OPEN WINDOW DETECTOR

- To activate the detector, first select the PROG mode.



- Activating the open window detector is not recommended in hallways and rooms with an external door.

4. PROGRAMMING THE APPLIANCE

- The programming allows you to adapt the temperature of the room to your lifestyle. You can adjust the temperature according to the periods of presence (COMFORT mode) and absence (ECO mode) in your room.

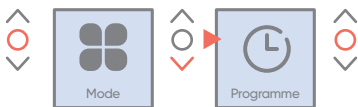
COMFORT MODE:

- For a pleasant ambient temperature in your room. The temperature is preset at 19°C.

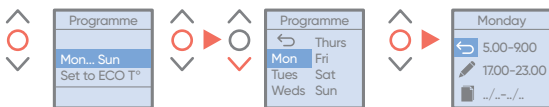
ECO MODE:

- Lowers the temperature of your room at night or during a prolonged absence (between 2 and 24 hours) from home. The temperature is reduced by 3.5°C compared to the COMFORT mode temperature.

- Access the programme menu:

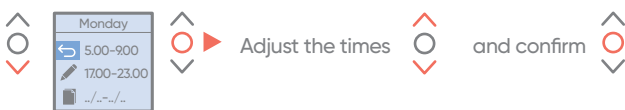


- Set the daily programming:



- You can program up to 3 "Comfort" temperature ranges for each day of the week. Outside these ranges, the device lowers the temperature to ECO (set by default to -3.5°C less than COMFORT temperature).

- Modify the schedule:



- Copy the programming to one or more other days of the week:

