

Rointe[®]
heating



D Series

quick programming
guide

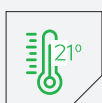


Program your D Series products
the quickest way.



D SERIES

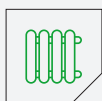
Learn how to optimise your consumption without affecting comfort



Set correct temperature

The average comfortable temperature is 21°C. So, we recommend a temperature between **18 - 21°C** to keep your home warm, whilst helping reduce energy consumption.


Reducing the temperature by just 1°C, can **save you up to £75 per year.***



Do not cover product

Our products transfer heat through **natural air convection**. If the product is covered, this will interrupt air flow and could cause an overheating or fire risk.

Please **do not** cover the products or place any object (including furniture) directly in front of them.



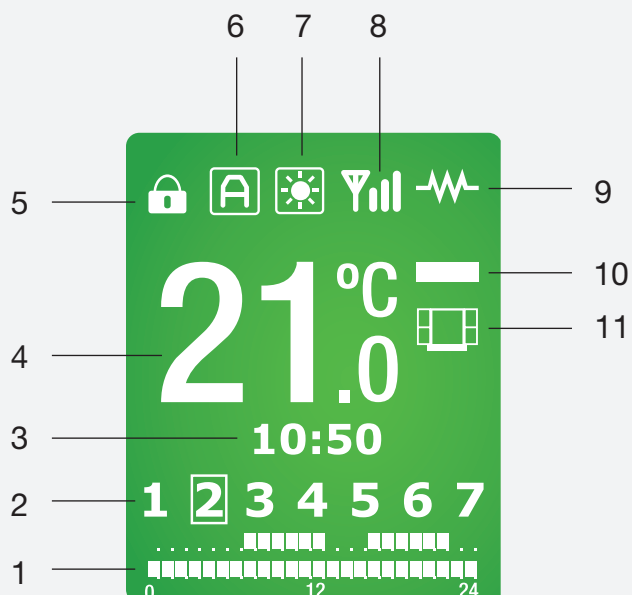
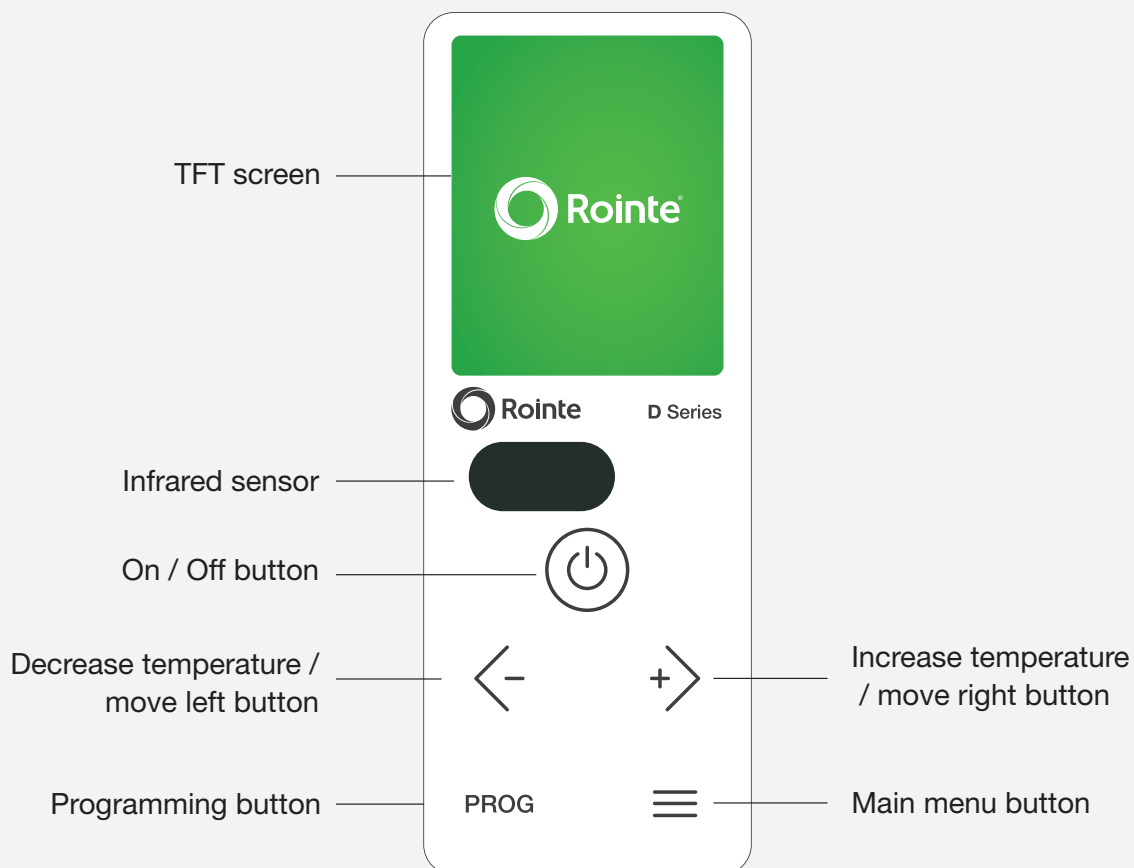
Program correctly

We recommend **3-4 hour heating periods under 21°C, three times a day**. In between, the product should be set to off or eco mode. Your radiators will be on for 9-12 hours a day at a constant, comfortable heat.

Program your product to switch on 1 hour before using the room, for a warm space without excessive consumption.



D SERIES CONTROL PANEL



1	Current programming set
2	Days of the week
3	Current time
4	Current temperature set
5	Control panel locked / unlocked
6	Manual / automatic mode active
7	Comfort / eco / anti-frost mode active
8	Product Wi-Fi status
9	Fuzzy Logic technology / heating element active
10	Consumption indicator
11	Open Windows indicator

D SERIES





D SERIES BASIC OPERATION

















Turn product on / off

- Press  once.

Lock / unlock control panel

- Press and hold  and  together for 3 seconds.

Adjust day and time

- Press  once.
- Use  and  to highlight  for settings and press .
- Highlight  for day/time and press .
- Use  and  to set hour and press .
- Use  and  to set minutes and press .
- Use  and  to set day (1 for Mon, 2 for Tue etc.) and press .



Switch between manual & automatic mode

- An **M** (manual) or **A** (automatic) will appear on the main screen to show which mode is active.
- Press **PROG** once. Use **<** and **>** to select the top left setting which will say **MAN** or **AUTO**.
- Press **⏻** to toggle between **MAN** (manual) or **AUTO** (automatic).
- Don't touch keypad for 60 seconds to confirm & exit to main screen.



Turn Open Windows function on / off

- Press **≡** once.
- Use **<** and **>** to highlight **🏠** for energy saving functions and then press **⏻**.
- Highlight **🪟** for Open Windows and press **⏻**.
- Use **≡** and **PROG** to select **ON** or **OFF**, press **⏻** to confirm and exit to main screen.



Adjust screen brightness

- Press **≡** once. Use **<** and **>** to highlight **⚙️** for settings and press **⏻**.
- Highlight **☀️** for brightness and press **⏻**.
- Use **≡** and **PROG** to choose backlight or standby screen.
- Use **<** and **>** to adjust the level of brightness.
- Press **⏻** to confirm and exit to main screen.



View Wi-Fi settings

- Press **≡** once.
- Use **<** and **>** to highlight **⚙️** for settings and press **⏻**.
- Highlight **📶** for Wi-Fi settings and press **⏻**.
- The network name and password PIN will appear on the screen.
- Press **≡** to exit and return to main screen.



D SERIES

Manually adjust temperature between 15 and 30°C. Switch radiator on/off when required. No automatic programming.

D SERIES MANUAL MODE

1. Select Manual mode

- Press **PROG** once. Use **<** and **>** to select the top left setting which will say **MAN** or **AUTO**.
- Use **⏻** to toggle between **MAN** (manual) or **AUTO** (automatic).
- Do not touch the keypad for 60 seconds to confirm and exit to main screen.
- An **M** will appear on the main screen.

2. Select temperature

- Press **<** to decrease temperature.
- Press **>** to increase temperature.

3. Switch radiator off when heating not required



- Press **⏻** once.
- Press **⏻** again to switch radiator back on when heating required. The previous temperature and programming set will activate.



Schedule automatic programming for each day and hour of the week using comfort and eco modes.

D SERIES AUTOMATIC MODE

1. Select Automatic mode


- Press PROG once. Use <- and +> to select the top left setting which will say MAN or AUTO.
- Use  to toggle between MAN (manual) or AUTO (automatic).
- Do not touch the keypad for 60 seconds to confirm and exit to main screen.
- An  will appear on the main screen.



2. Go to programming menu


- Press PROG once.
- Use <- and +> to highlight  for programming and press .

3. Select comfort mode temperature



- Use <- and +> to set comfort mode temperature between 19 - 30°C.
- Press .



4. Select eco mode temperature






- Use <- and +> to set eco mode temperature between 7.5 - 18.5°C.
- Press .

5. Select days

- Start on day 1 (Monday). Press  to include this day in programming. The day will stop flashing. If you press  again the day will be excluded and start flashing.
- Use +> to move forwards a day.
- Repeat for all days of the week.
- Press +> to move to next part of programming.



6. Select hours

- Start on 0h (midnight). Press  to choose eco, press  again for comfort or press  again for off mode for this hour.
- Use +> to move onto the next hour 1h (1 am) and repeat the eco / comfort / off mode selection using .
- Repeat until all hours of the day are programmed.
- Press  to confirm and exit.



NOTE



- If you need different programming on individual days then repeat steps 2 to 6 above for each day.

If you have any questions or need help, please contact us:

0203 321 5929 · support@rointe.co.uk

Mon to Fri from 7.30 am to 5.30 pm

Professional team, always happy to help



Rointe United Kingdom

Catalyst House, 720 Centennial Court, Centennial Park, Elstree, Herts, WD6 3SY | T. 0203 321 5928 | F. 0208 953 5861

Rointe Ireland

Blackrock, County Louth | T. 01 553 0523 | F. 01 553 0524

Rointe España

P.I. Vicente Antolinos - C/ E, p. 43, 30140 Murcia | T. 902 158 049 | F. 968 277 125

Rointe France

6 Rue Duret, 75116 Paris | T. 01 73 05 70 01

Rointe Россия

121069, Поварская 10/1, 4 этаж, Москва | T. 917 541 70 69