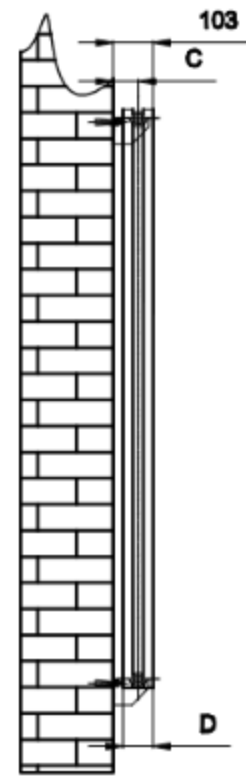
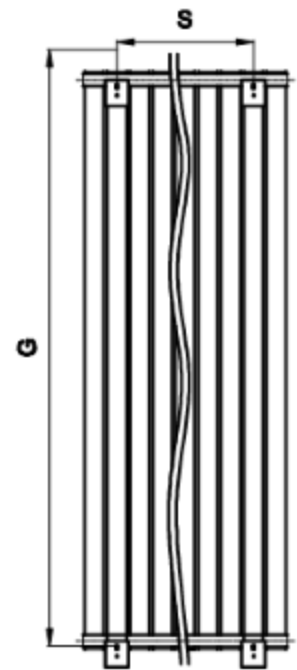


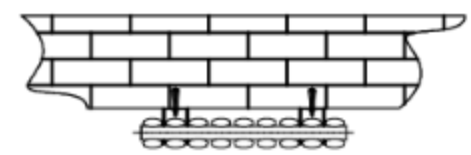
Front View



Side View



Back View



Top view

Supplied Installation Accessories

- ← X4 — X8 ○ X2
- 🔧 X4 ● X1 ○ X1

- Vertical Mounting
- Optional Colour Selection
- Max Operational Pressure: 6 Bars
- Inlet/Outlet 1/2" Female Pipe Thread
- All Dimensions are in mm

Product Code	Product Name	pipe number	Height	Width	Thickness	hanger Axes Horizontal	hanger Axes vertical	Wall to pipe center distance	Empty Weight	Water volume
			H	W	D	S	G	C	-	-
			mm	mm	mm	mm	mm	mm	mm	kg
RND-NV2315D	NEVA HRZ 236X1500DBL	8	1500	236	78	59	1455	63	18.5	10.20
RND-NV2915D	NEVA HRZ 295X1500DBL	10	1500	295	78	118	1455	63	23	12.71
RND-NV3515D	NEVA HRZ 354X1500DBL	12	1500	354	78	177	1455	63	27.7	15.30
RND-NV4115D	NEVA HRZ 413X1500DBL	14	1500	413	78	236	1455	63	32.4	17.80
RND-NV4715D	NEVA HRZ 472X1500DBL	16	1500	472	78	295	1455	63	36.8	20.30
RND-NV5315D	NEVA HRZ 531X1500DBL	18	1500	531	78	354	1455	63	41.4	22.90