



REINA

DESIGNER RADIATOR



heatershop
HEATING YOUR HOME FOR LESS

Available from
www.heatershop.co.uk
01473 276686

2020

ALUMINIUM RADIATORS

Alco Vertical	20	Elisa	93
Alco Horizontal	21	Elvina	76
Alpan Vertical	22	Elvina2	77
Alpan Horizontal	23	Felino	103
Anita	38	Fiore	64
Belva Vertical	16	Flat Vertical	52
Belva Horizontal	17	Flat Horizontal	53
Bolca Satin Bronze	34	Florina	90
Bolca Polished	36	Fondi	67
Bolca Satin Blue	35	Grace	82
Burton	37	Jesi	100
Casina Vertical	14	Lago 1 - Lago 2	78
Casina Horizontal	15	Line	65
Divale	29	Marco	94
Evie	24	Matera	92
Fano Satin Blue	26	Mirus	86
Fano Satin Bronze	27	Nardo	104
Fano Anthracite	28	Neva Chrome Vertical	68
Fermo Satin Bronze	30	Neva Chrome Horizontal	69
Fermo Satin Blue	31	Neva Vertical	48-49
Fermo Satin	32	Neva Horizontal	50
Miray	25	Nevah	51
Neval Vertical Double	6	Nola	96
Neval Horizontal Double	7	Osimo	70
Neval Vertical Single	8	Palmari	102
Neval Horizontal Single	9	Pavia	85
Polito Vertical	12	Pienza	71
Polito Horizontal	13	Polia	81
Vicari Vertical	18	Porte	75
Vicari Horizontal	19	Reflect	59
Veroli	33	Rezzo	74
Wave Vertical	10	Rione Single	62
Wave Horizontal	11	Rione Double	63

MILD STEEL RADIATORS

Albi	58	Riva	105
Aliano	95	Roda	54
Ancora	66	Round	60
Arbori	84	Sena	55
Breno	79	Sesia	91
Bonera Vertical	56	Slimline Vertical	44
Bonera Horizontal	57	Slimline Horizontal	45
Borgo	87	Serpe	80
Carpi	98	Serena	88
Colona Vertical	40-41	Teano	97
Colona Horizontal	42-43	Trento	99
Chisa	83	Todi	73
Claro	101	Tubes	61
Coneva Vertical	46	Vasto	89
Coneva Horizontal	47		
Dimaro	72		

TRADITIONAL RADIATORS

Alicia	107
Camden	109
Oxford	108
Victoria	106

TOWEL RAILS

Capo Chrome Flat & Curved	116
Diva	110-111
Diva Anthracite Flat	114
Diva Black Flat & Curved	113
Diva Latte Flat	115
Diva White	112

STAINLESS STEEL RADIATORS

Adena	146
Adora	133
Alento	125
Arden	142
Artena Single Polished	160
Artena Double Polished	161
Artena Single Brushed	162
Artena Double Brushed	163
Belbo	127
Bivano	134
Capelli	128
Cavo	150-151
Celico	132
Deno	147
Egna	137
Elvo	144
Entice	130
Eos	166
Flox Vertical Single	118
Flox Horizontal Single	119
Flox Vertical Double	120
Flox Horizontal Double	121
Grosso	122
Helin	148
Kreon	139
Lovere	129
Luna	164-165
Mina	143
Misa	124
Nerox Single Horizontal Polished	152
Nerox Double Horizontal Polished	153
Nerox Single Vertical Polished	154
Nerox Double Vertical Polished	155
Nerox Single Horizontal Brushed	156
Nerox Double Horizontal Brushed	157
Nerox Single Vertical Brushed	158
Nerox Double Vertical Brushed	159
Piazza	123
Pizzo	141
Ricadi	131
Riesi	138
Rima	136

Savio	126
Scalo	149
Sorento	140
Square	135
Troisi	145

ELECTRIC RADIATORS & TOWEL WARMERS

Arlec Aluminium Electric Radiator	168
Arnage Dry Electric	170
Capo Electric	180
Diva Chrome Flat Electric	174-175
Diva White Electric	176
Diva Anthracite Electric	177
Diva Latte Electric	178
Diva Black Electric	179
Orne Dry Electric	171
Optima Electric Radiator	169
Rance Dry Electric	172

VALVES

Valves	182-185
--------	---------

ACCESSORIES

Standard Heating Element	186
Thermostatic Heating Element	186
Touch Thermostatic Heating Element	186

RAL AND SPECIAL COLOURS

RAL Colours Chart	187
Special Colours Chart	188

REINA

DESIGNER RADIATOR

WELCOME TO OUR BROCHURE

Welcome to REINA – the UK's leading supplier of designer radiators and heated towel rails.

Established in 2005 and still privately owned. REINA continues to design and create more products than any other company in this field. constantly leading the trend by combining the latest styles and functionality.

Everyone has their own sense of style and design. and that's why REINA has created a range of products that meets the needs of every interior style.

Whether it is timeless classics to the latest in energy efficient designs. our radiators are now one of the most sort after products here in the UK.

Over the years we have worked to create. no matter what. the perfect home environment when it comes to home heating.

We are driven to understand how the REINA products can transform interiors to meet the new fashion designs for the home and our key criteria are style. desirability. uniqueness. originality and innovation.

REINA adds excitement to the world of heating.

The REINA range of designer models are sure to encompass the perfect design for you. no matter what shape. style or size you are looking for and we will continue to remain at the forefront of designer radiators and towel rails.



Why choose an aluminium radiator?

They use very low water content, which mean they can heat up a lot quicker than other materials.

Will reduce your energy costs.

Lightweight and produce terrific heat outputs from even the smaller models.

Recycled Aluminium helps us all with our carbon footprint.

Perfect for ground source heat pumps

Supplied with a 5 Year Guarantee.

ALUMINIUM RADIATOR



NEVAL VERTICAL DOUBLE

Image shown 1800 X 522 white

Overall Height mm	Dimension Width mm	Pipe Centres mm	Wall to Pipe Centres mm	Wall Distance mm	Fuel Type	Heat Outputs		RRP PRICES EX.VAT
						Btu	Watts	
1800	286	286	55	94	C	7400	2170	£379.00
1800	345	345	55	94	C	8880	2604	£429.00
1800	404	404	55	94	C	10360	3038	£506.00
1800	463	463	55	94	C	11840	3472	£564.00
1800	522	522	55	94	C	13320	3906	£632.00

TOWEL BAR IS AVAILABLE IN CHROME (individual price)

£39.00





NEVAL HORIZONTAL DOUBLE

Image shown 600 X 1171 white

Overall Height mm	Dimension Width mm	Pipe Centres mm	Wall to Pipe Centres mm	Wall Distance mm	Fuel Type	Heat Outputs		RRP PRICES EX.VAT
						Btu	Watts	
600	404	404	55	94	C/E/D	3444	1010	£240.00
600	581	581	55	94	C/E/D	4920	1443	£318.00
600	817	817	55	94	C/E/D	6888	2020	£433.00
600	994	994	55	94	C/E/D	8364	2453	£502.00
600	1171	1171	55	94	C/E/D	9840	2886	£581.00
600	1407	1407	55	94	C/E/D	11808	3463	£686.00



Material Aluminium

5 Year Guarantee



Next Working Day Delivery



C: CENTRAL HEATING | E: ELECTRIC | D: DUAL FUEL
For pipe centre measurement including valves add/subtract 90mm accordingly



NEVAL VERTICAL SINGLE

Image shown 1800 X 463 polished

Overall Height mm	Dimension Width mm	Pipe Centres mm	Wall to Pipe Centres mm	Wall Distance mm	Fuel Type	Heat Outputs		RRP PRICES EX.VAT
						Btu	Watts	
1800	286	286	34	73	C	4710	1381	£278.00
1800	345	345	34	73	C	5652	1657	£322.00
1800	404	404	34	73	C	6594	1934	£365.00
1800	463	463	34	73	C	7536	2210	£416.00
1800	522	522	34	73	C	8478	2486	£452.00
TOWEL BAR IS AVAILABLE IN CHROME (individual price)								£39.00





NEVAL HORIZONTAL SINGLE

Image shown 600 X 1407 anthracite

Overall Height mm	Dimension Width mm	Pipe Centres mm	Wall to Pipe Centres mm	Wall Distance mm	Fuel Type	Heat Outputs		RRP PRICES EX.VAT
						Btu	Watts	
600	404	404	34	73	C/E/D	2198	645	£191.00
600	581	581	34	73	C/E/D	3140	921	£249.00
600	817	817	34	73	C/E/D	4396	1289	£342.00
600	994	994	34	73	C/E/D	5338	1565	£384.00
600	1171	1171	34	73	C/E/D	6280	1842	£442.00
600	1407	1407	34	73	C/E/D	7536	2210	£519.00



Material Aluminium



5 Year Guarantee



Next Working Day Delivery



C: CENTRAL HEATING | E: ELECTRIC | D:DUAL FUEL
For pipe centre measurement including valves add/subtract 90mm accordingly

ALUMINIUM RADIATOR



white

anthracite



WAVE VERTICAL

Image shown 1800 X 412 double anthracite

DOUBLE SINGLE

Overall Height mm	Dimension Width mm	Pipe Centres mm	Wall to Pipe Centres mm	Wall Distance mm	Fuel Type	Heat Outputs		RRP PRICES EX.VAT
						Btu	Watts	
1800	204	204	34	78	C	3336	978	£198.00
1800	412	412	34	78	C	6672	1957	£335.00
1800	204	204	68	112	C	5656	1659	£281.00
1800	412	412	68	112	C	11312	3317	£499.00
TOWEL BAR IS AVAILABLE IN CHROME (individual price)								£39.00





white anthracite

WAVE HORIZONTAL

Image shown 600 X 1452 double white

Overall Height mm	Dimension Width mm	Pipe Centres mm	Wall to Pipe Centres mm	Wall Distance mm	Fuel Type	Heat Outputs		RRP PRICES EX.VAT
						Btu	Watts	
600	412	412	34	78	C/E/D	2224	652	£170.00
600	620	620	34	78	C/E/D	3336	978	£228.00
600	828	828	34	78	C/E/D	4448	1304	£285.00
600	1036	1036	34	78	C/E/D	5560	1630	£342.00
600	1244	1244	34	78	C/E/D	6672	1957	£399.00
600	1452	1452	34	78	C/E/D	7784	2283	£457.00
600	412	412	68	112	C/E/D	3768	1105	£225.00
600	620	620	68	112	C/E/D	5652	1657	£309.00
600	828	828	68	112	C/E/D	7536	2210	£394.00
600	1036	1036	68	112	C/E/D	9420	2762	£478.00
600	1244	1244	68	112	C/E/D	11304	3315	£563.00
600	1452	1452	68	112	C/E/D	13188	3867	£648.00

SINGLE

DOUBLE



Material Aluminium



5 Year Guarantee



Next Working Day Delivery



C: CENTRAL HEATING | E: ELECTRIC | D: DUAL FUEL
For pipe centre measurement including valves add/subtract 90mm accordingly

ALUMINIUM RADIATOR



polished



POLITO VERTICAL

Image shown 1800 X 500

Overall Height mm	Dimension Width mm	Pipe Centres mm	Wall to Pipe Centres mm	Wall Distance mm	Fuel Type	Heat Outputs		RRP PRICES EX.VAT
						Btu	Watts	
1800	332	332	55	75	C	5698	1671	£299.00
1800	416	416	55	75	C	7123	2089	£349.00
1800	500	500	55	75	C	8547	2506	£399.00
TOWEL BAR IS AVAILABLE IN CHROME (individual price)								£39.00





polished



POLITO HORIZONTAL

Image shown 600 X 1256

Overall Height mm	Dimension Width mm	Pipe Centres mm	Wall to Pipe Centres mm	Wall Distance mm	Fuel Type	Heat Outputs		RRP PRICES EX.VAT
						Btu	Watts	
600	416	416	55	75	C/E/D	2376	697	£184.00
600	584	584	55	75	C/E/D	3326	975	£231.00
600	836	836	55	75	C/E/D	4752	1394	£302.00
600	1004	1004	55	75	C/E/D	5702	1672	£350.00
600	1256	1256	55	75	C/E/D	7128	2090	£421.00
600	1424	1424	55	75	C/E/D	8078	2369	£469.00



Material Aluminium



Year Guarantee



Next Working Day Delivery



C: CENTRAL HEATING | E: ELECTRIC | D: DUAL FUEL

For pipe centre measurement including valves add/subtract 90mm accordingly

ALUMINIUM RADIATOR



satin

white

anthracite



CASINA VERTICAL

Image shown 1800 X 565 double anthracite

DOUBLE SINGLE

	Overall Height mm	Dimension Width mm	Pipe Centres mm	Wall to Pipe Centres mm	Wall Distance mm	Fuel Type	Heat Outputs		RRP PRICES EX.VAT
							Btu	Watts	
	1800	280	280	34	65	C	4354	1277	£218.30
	1800	375	375	34	65	C	5806	1703	£265.70
	1800	470	470	34	65	C	7257	2128	£312.40
	1800	565	565	34	65	C	8708	2554	£359.40
	1800	280	280	55	86	C	6706	1967	£337.30
	1800	375	375	55	86	C	8941	2622	£423.10
	1800	470	470	55	86	C	11176	3277	£509.10
	1800	565	565	55	86	C	13410	3933	£593.30
TOWEL BAR IS AVAILABLE IN CHROME, WHITE AND ANTHRACITE (individual price)									£39.00



CASINA HORIZONTAL

Image shown 600 X 1230 double white

Overall Height mm	Dimension Width mm	Pipe Centres mm	Wall to Pipe Centres mm	Wall Distance mm	Fuel Type	Heat Outputs		RRP PRICES EX.VAT
						Btu	Watts	
600	470	470	34	65	C/E/D	2420	710	£180.80
600	660	660	34	65	C/E/D	3388	994	£225.40
600	850	850	34	65	C/E/D	4356	1277	£270.10
600	1040	1040	34	65	C/E/D	5322	1561	£314.70
600	1230	1230	34	65	C/E/D	6290	1845	£359.40
600	1420	1420	34	65	C/E/D	7259	2129	£404.00
600	470	470	55	86	C/E/D	3727	1093	£269.00
600	660	660	55	86	C/E/D	5218	1530	£348.30
600	850	850	55	86	C/E/D	6708	1967	£427.60
600	1040	1040	55	86	C/E/D	8196	2403	£506.80
600	1230	1230	55	86	C/E/D	9687	2841	£586.10
600	1420	1420	55	86	C/E/D	11179	3278	£660.40

SINGLE
DOUBLE



C: CENTRAL HEATING | E: ELECTRIC | D: DUAL FUEL
For pipe centre measurement including valves add/subtract 90mm accordingly

ALUMINIUM RADIATOR



BELVA VERTICAL

Image shown 1800 X 516 double anthracite

DOUBLE SINGLE

	Overall Height mm	Dimension Width mm	Pipe Centres mm	Wall to Pipe Centres mm	Wall Distance mm	Fuel Type	Heat Outputs		RRP PRICES EX.VAT
							Btu	Watts	
	1800	308	308	34	68	C	3882	1138	£220.10
	1800	412	412	34	68	C	5175	1518	£265.80
	1800	516	516	34	68	C	6469	1897	£310.00
	1800	308	308	55	89	C	5978	1753	£320.80
	1800	412	412	55	89	C	7970	2337	£401.50
	1800	516	516	55	89	C	9962	2921	£482.30
TOWEL BAR IS AVAILABLE IN CHROME, WHITE AND ANTHRACITE (individual price)									£39.00



BELVA HORIZONTAL

Image shown 600 x 1244 double white

Overall Height mm	Dimension Width mm	Pipe Centres mm	Wall to Pipe Centres mm	Wall Distance mm	Fuel Type	Heat Outputs		RRP PRICES EX.VAT
						Btu	Watts	
600	412	412	34	68	C/E/D	1726	506	£163.90
600	620	620	34	68	C/E/D	2588	759	£208.20
600	828	828	34	68	C/E/D	3450	1012	£251.60
600	1036	1036	34	68	C/E/D	4312	1265	£295.90
600	1244	1244	34	68	C/E/D	5175	1518	£339.80
600	1452	1452	34	68	C/E/D	6038	1771	£383.70
600	412	412	55	89	C/E/D	2658	779	£220.30
600	620	620	55	89	C/E/D	3986	1169	£294.10
600	828	828	55	89	C/E/D	5313	1558	£368.60
600	1036	1036	55	89	C/E/D	6640	1947	£441.90
600	1244	1244	55	89	C/E/D	7970	2337	£516.70
600	1452	1452	55	89	C/E/D	9299	2727	£589.70

SINGLE

DOUBLE



C: CENTRAL HEATING | E: ELECTRIC | D: DUAL FUEL
For pipe centre measurement including valves add/subtract 90mm accordingly


ALUMINIUM RADIATOR



VICARI VERTICAL

Image shown 1800 X 500 single white

	Overall Height mm	Dimension Width mm	Pipe Centres mm	Wall to Pipe Centres mm	Wall Distance mm	Fuel Type	Heat Outputs		RRP PRICES EX.VAT
							Btu	Watts	
DOUBLE SINGLE	1800	300	300	34	65	C	4639	1360	£217.30
	1800	400	400	34	65	C	6165	1808	£269.40
	1800	500	500	34	65	C	7706	2260	£319.60
	1800	300	300	55	86	C	7144	2095	£336.80
	1800	400	400	55	86	C	9494	2784	£421.50
	1800	500	500	55	86	C	11868	3480	£506.50
TOWEL BAR IS AVAILABLE IN CHROME, WHITE AND ANTHRACITE (individual price)									£39.00



VICARI HORIZONTAL

Image shown 600 X 1200 single anthracite

Overall Height mm	Dimension Width mm	Pipe Centres mm	Wall to Pipe Centres mm	Wall Distance mm	Fuel Type	Heat Outputs		RRP PRICES EX.VAT
						Btu	Watts	
600	400	400	34	65	C/E/D	2566	752	£155.20
600	600	600	34	65	C/E/D	3083	904	£202.30
600	800	800	34	65	C/E/D	4109	1205	£249.10
600	1000	1000	34	65	C/E/D	5138	1507	£295.80
600	1200	1200	34	65	C/E/D	6165	1808	£342.50
600	1400	1400	34	65	C/E/D	7194	2110	£389.30
600	400	400	55	86	C/E/D	3166	928	£231.30
600	600	600	55	86	C/E/D	4747	1392	£308.80
600	800	800	55	86	C/E/D	6329	1856	£387.00
600	1000	1000	55	86	C/E/D	7913	2321	£464.00
600	1200	1200	55	86	C/E/D	9494	2784	£542.50
600	1400	1400	55	86	C/E/D	11078	3249	£619.80

SINGLE
DOUBLE



C: CENTRAL HEATING | E: ELECTRIC | D: DUAL FUEL
For pipe centre measurement including valves add/subtract 90mm accordingly

ALUMINIUM RADIATOR



white

anthracite

Image shown 1800 X 520 white

ALCO VERTICAL

Overall Height mm	Dimension Width mm	Pipe Centres mm	Wall to Pipe Centres mm	Wall Distance mm	Fuel Type	Heat Outputs		RRP PRICES EX.VAT
						Btu	Watts	
1800	280	280	68	116	C	5756	1688	£335.00
1800	400	400	68	116	C	8058	2363	£439.00
1800	520	520	68	116	C	10360	3038	£549.00



white

anthracite



ALCO HORIZONTAL

Image shown 600 X 1180 white

Overall Height mm	Dimension Width mm	Pipe Centres mm	Wall to Pipe Centres mm	Wall Distance mm	Fuel Type	Heat Outputs		RRP PRICES EX.VAT
						Btu	Watts	
600	400	400	68	116	C/E/D	2686	788	£245.00
600	580	580	68	116	C/E/D	3837	1125	£320.00
600	820	820	68	116	C/E/D	5372	1575	£425.00
600	1000	1000	68	116	C/E/D	6523	1913	£499.00
600	1180	1180	68	116	C/E/D	7674	2250	£575.00
600	1420	1420	68	116	C/E/D	9209	2701	£675.00



Material Aluminium



Year Guarantee



Next Working Day Delivery



C: CENTRAL HEATING | E: ELECTRIC | D: DUAL FUEL

For pipe centre measurement including valves add/subtract 90mm accordingly

ALUMINIUM RADIATOR



white

ALPAN VERTICAL

Image shown 1800 X 600 white

Overall Height mm	Dimension Width mm	Pipe Centres mm	Wall to Pipe Centres mm	Wall Distance mm	Fuel Type	Heat Outputs		RRP PRICES EX.VAT	RAL COLOUR PRICES EX.VAT
						Btu	Watts		
1500	200	50	50	70	C/E/D	3598	1055	£236.00	£356.00
1500	300	50	50	70	C/E/D	5395	1582	£272.00	£377.00
1500	400	50	50	70	C/E/D	7192	2109	£336.00	£468.00
1500	500	50	50	70	C/E/D	8992	2637	£397.00	£550.60
1500	600	50	50	70	C/E/D	10789	3164	£464.00	£638.00
1800	200	50	50	70	C/E/D	4355	1277	£266.00	£357.00
1800	300	50	50	70	C/E/D	6534	1916	£306.00	£424.00
1800	400	50	50	70	C/E/D	8672	2543	£390.00	£535.00
1800	500	50	50	70	C/E/D	10806	3169	£466.00	£639.00
1800	600	50	50	70	C/E/D	12948	3797	£547.00	£748.00
TOWEL BAR IS AVAILABLE IN CHROME (individual price)									£39.00



white



ALPAN HORIZONTAL

Image shown 600 X 1200 white

Overall Height mm	Dimension Width mm	Pipe Centres mm	Wall to Pipe Centres mm	Wall Distance mm	Fuel Type	Heat Outputs		RRP PRICES EX.VAT	RAL COLOUR PRICES EX.VAT
						Btu	Watts		
600	400	50	50	70	C/E/D	2885	846	£190.00	£265.00
600	500	50	50	70	C/E/D	3604	1057	£218.00	£296.00
600	600	50	50	70	C/E/D	4310	1264	£247.00	£340.00
600	700	50	50	70	C/E/D	5030	1475	£272.00	£374.00
600	800	50	50	70	C/E/D	5739	1683	£301.00	£412.00
600	900	50	50	70	C/E/D	6455	1893	£328.00	£448.00
600	1000	50	50	70	C/E/D	7164	2101	£349.00	£478.00
600	1100	50	50	70	C/E/D	7881	2311	£382.00	£520.00
600	1200	50	50	70	C/E/D	8593	2520	£412.00	£559.00
600	1400	50	50	70	C/E/D	10019	2938	£469.00	£634.00
600	1600	50	50	70	C/E/D	11451	3358	£523.00	£706.00

Material
Aluminium5 Year
GuaranteeNext Working
Day Delivery

C: CENTRAL HEATING | E: ELECTRIC | D: DUAL FUEL

ALUMINIUM RADIATOR



white

EVIE

Image shown 1842 X 400

Overall Height mm	Dimension Width mm	Pipe Centres mm	Wall to Pipe Centres mm	Wall Distance mm	Fuel Type	Heat Outputs		RRP PRICES EX.VAT
						Btu	Watts	
1442	240	268	65	115	C	3996	1172	£217.80
1442	320	348	65	115	C	5329	1563	£281.60
1442	400	428	65	115	C	6661	1953	£341.00
1442	480	508	65	115	C	7993	2344	£402.60
1842	240	268	65	115	C	4884	1432	£253.00
1842	320	348	65	115	C	6512	1910	£325.60
1842	400	428	65	115	C	8140	2387	£402.60
1842	480	508	65	115	C	9768	2865	£475.20



white

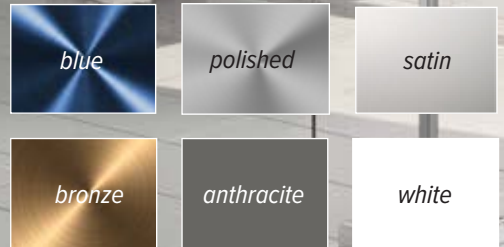
MIRAY

Image shown 580 X 1200

Overall Height mm	Dimension Width mm	Pipe Centres mm	Wall to Pipe Centres mm	Wall Distance mm	Fuel Type	Heat Outputs		RRP PRICES EX. VAT
						Btu	Watts	
430	400	428	75	120	C/E/D	2432	713	£118.80
430	640	668	75	120	C/E/D	3891	1141	£166.10
430	800	828	75	120	C/E/D	4862	1426	£201.30
430	1040	1068	75	120	C/E/D	6323	1854	£248.60
430	1200	1228	75	120	C/E/D	7296	2140	£281.60
580	400	428	75	120	C/E/D	3199	938	£121.00
580	640	668	75	120	C/E/D	5118	1501	£168.30
580	800	828	75	120	C/E/D	6397	1876	£203.50
580	1040	1068	75	120	C/E/D	8317	2439	£253.00
580	1200	1228	75	120	C/E/D	9596	2814	£286.00

Material
Aluminium5 Year
GuaranteeNext Working
Day Delivery

C: CENTRAL HEATING | E: ELECTRIC | D: DUAL FUEL
For pipe centre measurement including valves add/subtract 90mm accordingly

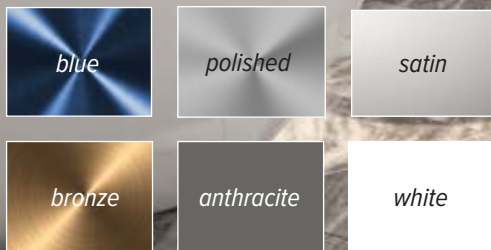


FANO SATIN BLUE

Image shown 1500 X 485 blue

Overall Height mm	Dimension Width mm	Pipe Centres mm	Wall to Pipe Centres mm	Wall Distance mm	Fuel Type	Heat Outputs		RRP WHITE. SATIN ANTHRACITE. POLISHED PRICES EX. VAT	RRP BLUE & BRONZE PRICES EX. VAT
						Btu	Watts		
720	485	455	57	72	C/E/D	1650	484	£155.00	£185.00
1240	485	455	57	72	C/E/D	2750	806	£232.00	£279.00
1500	485	455	57	72	C/E/D	3300	968	£289.00	£345.00





FANO SATIN BRONZE

Image shown 1500 X 485 bronze

Overall Height mm	Dimension Width mm	Pipe Centres mm	Wall to Pipe Centres mm	Wall Distance mm	Fuel Type	Heat Outputs		RRP WHITE. SATIN ANTHRACITE. POLISHED PRICES EX. VAT	RRP BLUE & BRONZE PRICES EX. VAT
						Btu	Watts		
720	485	455	57	72	C/E/D	1650	484	£155.00	£185.00
1240	485	455	57	72	C/E/D	2750	806	£232.00	£279.00
1500	485	455	57	72	C/E/D	3300	968	£289.00	£345.00



Material Aluminium




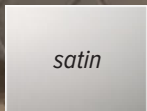

5 Year Guarantee



Next Working Day Delivery



C: CENTRAL HEATING | E: ELECTRIC | D: DUAL FUEL



FANO ANTHRACITE

Image shown 1500 X 485 anthracite

Overall Height mm	Dimension Width mm	Pipe Centres mm	Wall to Pipe Centres mm	Wall Distance mm	Fuel Type	Heat Outputs		RRP WHITE. SATIN ANTHRACITE. POLISHED PRICES EX. VAT	RRP BLUE & BRONZE PRICES EX. VAT
						Btu	Watts		
720	485	455	57	72	C/E/D	1650	484	£155.00	£185.00
1240	485	455	57	72	C/E/D	2750	806	£232.00	£279.00
1500	485	455	57	72	C/E/D	3300	968	£289.00	£345.00





DIVALE

Image shown 1200 X 530 polished

Overall Height mm	Dimension Width mm	Pipe Centres mm	Wall to Pipe Centres mm	Wall Distance mm	Fuel Type	Heat Outputs		RRP PRICES EX.VAT
						Btu	Watts	
800	530	455	70-90	85-105	C/E/D	1610	472	£215.00
1200	530	455	70-90	85-105	C/E/D	2415	708	£299.00
1480	530	455	70-90	85-105	C/E/D	3220	944	£389.00



Material Aluminium



5 Year Guarantee




Next Working Day Delivery



C: CENTRAL HEATING | E: ELECTRIC | D:DUAL FUEL

ALUMINIUM RADIATOR


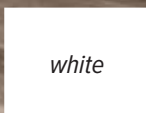

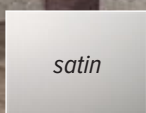


FERMO SATIN BRONZE

Image shown 1190 X 480 bronze

Overall Height mm	Dimension Width mm	Pipe Centres mm	Wall to Pipe Centres mm	Wall Distance mm	Fuel Type	Heat Outputs		RRP WHITE, SATIN ANTHRACITE PRICES EX.VAT	RRP BLUE & BRONZE PRICES EX.VAT
						Btu	Watts		
710	480	455	50	81	C/E/D	2150	630	£185.00	£225.00
1190	480	455	50	81	C/E/D	3440	1009	£274.00	£329.00
1550	480	455	50	81	C/E/D	4730	1387	£355.00	£425.00





FERMO SATIN BLUE

Image shown 1190 X 480 blue

Overall Height mm	Dimension Width mm	Pipe Centres mm	Wall to Pipe Centres mm	Wall Distance mm	Fuel Type	Heat Outputs		RRP WHITE, SATIN ANTHRACITE PRICES EX.VAT	RRP BLUE & BRONZE PRICES EX.VAT
						Btu	Watts		
710	480	455	50	81	C/E/D	2150	630	£185.00	£225.00
1190	480	455	50	81	C/E/D	3440	1009	£274.00	£329.00
1550	480	455	50	81	C/E/D	4730	1387	£355.00	£425.00



Material
Aluminium



Year
Guarantee




Next Working
Day Delivery



C: CENTRAL HEATING | E: ELECTRIC | D: DUAL FUEL

ALUMINIUM RADIATOR



FERMO SATIN

Image shown 1190 X 480 satin

Overall Height mm	Dimension Width mm	Pipe Centres mm	Wall to Pipe Centres mm	Wall Distance mm	Fuel Type	Heat Outputs		RRP WHITE. SATIN ANTHRACITE PRICES EX.VAT	RRP BLUE & BRONZE PRICES EX.VAT
						Btu	Watts		
710	480	455	50	81	C/E/D	2150	630	£185.00	£225.00
1190	480	455	50	81	C/E/D	3440	1009	£274.00	£329.00
1550	480	455	50	81	C/E/D	4730	1387	£355.00	£425.00





white

anthracite

polished

VEROLI

Image shown 1550 X 480 polished

Overall Height mm	Dimension Width mm	Pipe Centres mm	Wall to Pipe Centres mm	Wall Distance mm	Fuel Type	Heat Outputs		RRP PRICES EX.VAT
						Btu	Watts	
750	480	455	62-82	100-120	C/E/D	2360	692	£208.00
1190	480	455	62-82	100-120	C/E/D	3540	1038	£293.00
1550	480	455	62-82	100-120	C/E/D	4425	1298	£362.00



Material Aluminium



5 Year Guarantee

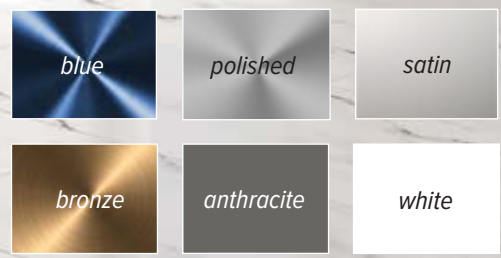


Next Working Day Delivery



C: CENTRAL HEATING | E: ELECTRIC | D:DUAL FUEL

ALUMINIUM RADIATOR



BOLCA SATIN BRONZE

Image shown 1530 X 485 bronze

Overall Height mm	Dimension Width mm	Pipe Centres mm	Wall to Pipe Centres mm	Wall Distance mm	Fuel Type	Heat Outputs		RRP WHITE. SATIN ANTHRACITE.POLISHED PRICES EX.VAT	RRP BLUE & BRONZE PRICES EX.VAT
						Btu	Watts		
870	485	455	57	72	C/E/D	2750	806	£230.00	£275.00
1200	485	455	57	72	C/E/D	3850	1129	£310.00	£370.00
1530	485	455	57	72	C/E/D	4950	1452	£370.00	£445.00





BOLCA SATIN BLUE

Image shown 1530 X 485 blue

Overall Height mm	Dimension Width mm	Pipe Centres mm	Wall to Pipe Centres mm	Wall Distance mm	Fuel Type	Heat Outputs		RRP WHITE. SATIN ANTHRACITE. POLISHED PRICES EX. VAT	RRP BLUE & BRONZE PRICES EX. VAT
						Btu	Watts		
870	485	455	57	72	C/E/D	2750	806	£230.00	£275.00
1200	485	455	57	72	C/E/D	3850	1129	£310.00	£370.00
1530	485	455	57	72	C/E/D	4950	1452	£370.00	£445.00

Material Aluminium

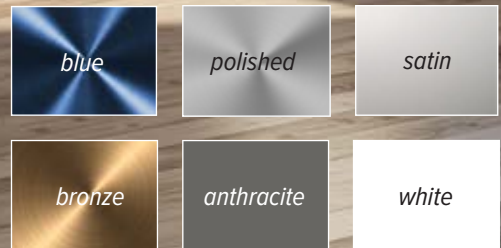
5 Year Guarantee

Next Working Day Delivery

EN 442

C: CENTRAL HEATING | E: ELECTRIC | D: DUAL FUEL

ALUMINIUM RADIATOR



BOLCA POLISHED

Image shown 1530 X 485 polished

Overall Height mm	Dimension Width mm	Pipe Centres mm	Wall to Pipe Centres mm	Wall Distance mm	Fuel Type	Heat Outputs		RRP WHITE, SATIN ANTHRACITE, POLISHED PRICES EX.VAT	RRP BLUE & BRONZE PRICES EX.VAT
						Btu	Watts		
870	485	455	57	72	C/E/D	2750	806	£230.00	£275.00
1200	485	455	57	72	C/E/D	3850	1129	£310.00	£370.00
1530	485	455	57	72	C/E/D	4950	1452	£370.00	£445.00





BURTON

Overall Height mm	Dimension Width mm	Pipe Centres mm	Wall to Pipe Centres mm	Wall Distance mm	Fuel Type	Heat Outputs		RRP PRICES EX.VAT
						Btu	Watts	
1180	485	455	68	116	C/E/D	5165	1515	£489.00



C: CENTRAL HEATING | E: ELECTRIC | D: DUAL FUEL

ALUMINIUM RADIATOR



ANITA

Image shown 1195 X 530 white

Overall Height mm	Dimension Width mm	Pipe Centres mm	Wall to Pipe Centres mm	Wall Distance mm	Fuel Type	Heat Outputs		RRP PRICES EX.VAT
						Btu	Watts	
835	530	455	70-90	85-105	C/E/D	2151	631	£195.00
1195	530	455	70-90	85-105	C/E/D	3585	1051	£289.00
1510	530	455	70-90	85-105	C/E/D	4302	1262	£349.00





Why choose a mild steel radiator?

A wide range of stunning designs from Towel warmers to Designer radiators that suit all budgets and trends.

A large selection of colours to choose from ranging from Chrome, White, Anthracite and a huge selection of RAL painted finishes. (see pages with RAL logo for more information)

With the added strength of steel they are popular throughout the household for their durability & style.

Supplied with a 5 Year Guarantee.

COLUMN RADIATOR



Image shown 3 column 1800 X 380 white



Optional insertable feet
Available for all column radiators



2 COLUMN COLONA VERTICAL

Overall Height mm	Dimension Width mm	Pipe Centres mm	Wall to Pipe Centres mm	Wall Distance mm	Fuel Type	Heat Outputs		RRP PRICES EX. VAT	RAL COLOUR PRICES EX. VAT
						Btu	Watts		
1500	200	200	66	98	C	2238	656	£123.17	£188.37
1500	290	290	66	98	C	3352	983	£183.54	£271.69
1500	380	380	66	98	C	4477	1313	£248.75	£358.63
1800	200	200	66	98	C	2641	774	£128.00	£194.41
1800	290	290	66	98	C	3959	1161	£188.37	£276.52
1800	380	380	66	98	C	5282	1549	£253.58	£362.25

Overall Height mm	Dimension Width mm	Pipe Centres mm	Wall to Pipe Centres mm	Wall Distance mm	Fuel Type	Heat Outputs		RRP PRICES EX. VAT	RAL COLOUR PRICES EX. VAT
						Btu	Watts		
1500	200	200	68	118	C	3021	886	£132.83	£199.24
1500	290	290	68	118	C	4531	1329	£200.45	£288.59
1500	380	380	68	118	C	6041	1772	£270.48	£380.36
1800	200	200	68	118	C	3592	1053	£137.66	£204.07
1800	290	290	68	118	C	5387	1580	£205.28	£293.42
1800	380	380	68	118	C	7184	2107	£275.31	£385.19

COLONA FEET	£51.75	£60.00
-------------	--------	--------

RAL COLOURS CHART


REINA now offer 33 exciting RAL colour options on dedicated Radiators All finishes are powder coated and are available within 7 working days from point of order (subject to stock availability). Ral Painted Radiators are Non-Cancellable



SPECIAL COLOUR CHART



COLUMN RADIATOR



Optional insertable feet
Available for all column radiators
Image shown 3 column 600 X 1010 white



RAL & SPECIAL COLOURS
PAGE 187 & 188



2 COLUMN COLONA

Overall Height mm	Dimension Width mm	Pipe Centres mm	Wall to Pipe Centres mm	Wall Distance mm	Fuel Type	Heat Outputs		RRP PRICES EX.VAT	RAL COLOUR PRICES EX.VAT
						Btu	Watts		
500	605	605	66	98	C/E/D	2540	745	£166.65	£285.00
500	785	785	66	98	C/E/D	3223	945	£217.35	£364.65
500	1010	1010	66	98	C/E/D	4300	1261	£281.35	£464.88
500	1190	1190	66	98	C/E/D	5081	1490	£332.06	£544.58
600	605	605	66	98	C/E/D	3022	886	£172.67	£291.01
600	785	785	66	98	C/E/D	3951	1159	£225.80	£373.12
600	1010	1010	66	98	C/E/D	5112	1499	£292.22	£475.76
600	1190	1190	66	98	C/E/D	6043	1772	£345.35	£557.87

3 COLUMN COLONA

Overall Height mm	Dimension Width mm	Pipe Centres mm	Wall to Pipe Centres mm	Wall Distance mm	Fuel Type	Heat Outputs		RRP PRICES EX.VAT	RAL COLOUR PRICES EX.VAT
						Btu	Watts		
300	1010	1010	68	118	C/E/D	3603	1057	£253.58	£437.12
300	1190	1190	68	118	C/E/D	4257	1248	£299.46	£511.98
300	1370	1370	68	118	C/E/D	4912	1440	£345.35	£586.85
500	605	605	68	118	C/E/D	3501	1027	£176.30	£294.63
500	785	785	68	118	C/E/D	4579	1343	£231.84	£379.16
500	1010	1010	68	118	C/E/D	4926	1445	£301.88	£485.42
500	1190	1190	68	118	C/E/D	7005	2054	£352.59	£565.11
500	1370	1370	68	118	C	8081	2370	£408.14	£649.64
600	605	605	68	118	C/E/D	4136	1213	£184.75	£303.08
600	785	785	68	118	C/E/D	5387	1580	£241.50	£388.82
600	1010	1010	68	118	C/E/D	6972	2045	£313.95	£497.49
600	1190	1190	68	118	C/E/D	8241	2417	£369.50	£582.02
600	1370	1370	68	118	C	9508	2788	£425.04	£666.54

4 COLUMN COLONA

Overall Height mm	Dimension Width mm	Pipe Centres mm	Wall to Pipe Centres mm	Wall Distance mm	Fuel Type	Heat Outputs		RRP PRICES EX.VAT	RAL COLOUR PRICES EX.VAT
						Btu	Watts		
300	1010	1010	94	163	C/E/D	4649	1363	£364.67	£548.21
300	1190	1190	94	163	C/E/D	5493	1611	£432.29	£644.81
300	1370	1370	94	163	C/E/D	6339	1859	£497.49	£738.99
500	605	605	94	163	C/E/D	4463	1309	£229.43	£347.76
500	785	785	94	163	C/E/D	5837	1712	£299.46	£446.78
500	1010	1010	94	163	C/E/D	7553	2215	£383.99	£567.53
500	1190	1190	94	163	C	8927	2618	£454.02	£666.54
500	1370	1370	94	163	C	10301	3021	£524.06	£765.56
600	605	605	94	163	C/E/D	5287	1550	£236.67	£355.01
600	785	785	94	163	C/E/D	6915	2028	£309.12	£456.44
600	1010	1010	94	163	C/E/D	8949	2624	£403.31	£586.85
600	1190	1190	94	163	C	10575	3101	£473.34	£685.86
600	1370	1370	94	163	C	12201	3578	£548.21	£789.71

COLONA FEET	£51.75	£60.00
-------------	--------	--------



Optional Extra : Height adjustable towel bar in chrome finish sold separately

anthracite

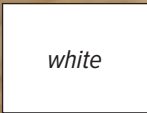
white



SLIMLINE VERTICAL

Overall Height mm	Dimension Width mm	Pipe Centres mm	Wall to Pipe Centres mm	Wall Distance mm	Fuel Type	Heat Outputs		RRP PRICES EX.VAT	RAL COLOUR PRICES EX.VAT
						Btu	Watts		
470	300	50	30-55	62-87	C	977	287	£143.00	£193.15
770	300	50	30-55	62-87	C	1605	471	£160.60	£222.00
1170	300	50	30-55	62-87	C	2441	716	£180.40	£256.80
1170	400	50	30-55	62-87	C	3254	954	£207.90	£298.90
1170	500	50	30-55	62-87	C	4066	1192	£225.50	£331.50
1470	300	50	30-55	62-87	C	3069	900	£207.90	£295.50
1470	400	50	30-55	62-87	C	4089	1199	£242.00	£348.00
1470	500	50	30-55	62-87	C	5113	1499	£280.50	£404.90
1770	300	50	30-55	62-87	C	3694	1083	£242.00	£360.69
1770	400	50	30-55	62-87	C	4923	1444	£269.50	£414.70
1770	500	50	30-55	62-87	C	6154	1805	£319.00	£490.78
SLIMLINE CHROME 300/400/500 TOWEL BAR								£33.00	

Image shown 1770 X 500 white



SLIMLINE HORIZONTAL

Image shown 600 X 1000 white

Overall Height mm	Dimension Width mm	Pipe Centres mm	Wall to Pipe Centres mm	Wall Distance mm	Fuel Type	Heat Outputs		RRP PRICES EX.VAT	RAL COLOUR PRICES EX.VAT
						Btu	Watts		
600	400	400	30-55	62-87	C	1668	489	£149.60	£212.00
600	600	600	30-55	62-87	C	2506	735	£170.50	£248.00
600	800	800	30-55	62-87	C	3337	979	£202.40	£294.90
600	1000	1000	30-55	62-87	C	4175	1224	£231.00	£338.50
600	1200	1200	30-55	62-87	C	5005	1468	£258.50	£381.00
600	1400	1400	30-55	62-87	C	5843	1713	£291.50	£429.00

MILD STEEL

CONEVA VERTICAL

anthracite

white



RAL & SPECIAL COLOURS PAGE 187 & 188

Overall Height mm	Dimension Width mm	Pipe Centres mm	Wall to Pipe Centres mm	Wall Distance mm	Fuel Type	Heat Outputs		RRP PRICES EX.VAT	RAL COLOUR PRICES EX.VAT
						Btu	Watts		
1500	300	300	68	113	C	5031	1475	£183.80	£273.50
1500	370	370	68	113	C	6289	1844	£235.00	£340.80
1500	440	440	68	113	C	8547	2506	£275.70	£397.60
1500	510	510	68	113	C	8803	2582	£322.00	£460.00
1800	300	300	68	113	C	6036	1770	£216.20	£305.90
1800	370	370	68	113	C	7547	2213	£276.00	£381.80
1800	440	440	68	113	C	9055	2655	£324.30	£446.20
1800	510	510	68	113	C	10564	3098	£378.40	£516.40

Image shown 1800 X 440 white



anthracite

white



CONEVA HORIZONTAL

Image shown 550 X 790 white

Overall Height mm	Dimension Width mm	Pipe Centres mm	Wall to Pipe Centres mm	Wall Distance mm	Fuel Type	Heat Outputs		RRP PRICES EX.VAT	RAL COLOUR PRICES EX.VAT
						Btu	Watts		
550	440	440	68	113	C/E/D	3233	948	£154.10	£232.30
550	580	580	68	113	C/E/D	4311	1264	£197.80	£294.40
550	790	790	68	113	C/E/D	5928	1738	£262.20	£386.40
550	1000	1000	68	113	C/E/D	7547	2213	£338.10	£489.90
550	1210	1210	68	113	C/E/D	9164	2687	£404.80	£584.20
550	1420	1420	68	113	C/E/D	10781	3162	£520.40	£725.40



Material Steel

5 Year Guarantee

Next Working Day Delivery



C: CENTRAL HEATING | E: ELECTRIC | D: DUAL FUEL
For pipe centre measurement including valves add/subtract 90mm accordingly

MILD STEEL



Image shown 1800 X 295 double anthracite

NEVA VERTICAL SINGLE

Overall Height mm	Dimension Width mm	Pipe Centres mm	Wall to Pipe Centres mm	Wall Distance mm	Fuel Type	Heat Outputs		RRP PRICES EX.VAT	RAL COLOUR PRICES EX.VAT
						Btu	Watts		
1500	236	236	65	103	C	2265	664	£100.00	£173.25
1500	295	295	65	103	C	2816	826	£120.00	£210.00
1500	354	354	65	103	C	3380	991	£140.00	£248.85
1500	413	413	65	103	C	3944	1157	£164.00	£284.55
1500	472	472	65	103	C	4508	1322	£186.00	£323.40
1500	531	531	65	103	C	5070	1487	£206.00	£354.90
1800	236	236	65	103	C	2717	797	£112.00	£194.25
1800	295	295	65	103	C	3380	991	£138.00	£245.70
1800	354	354	65	103	C	4055	1189	£162.00	£284.55
1800	413	413	65	103	C	4732	1388	£186.00	£323.40
1800	472	472	65	103	C	5408	1586	£212.00	£362.25
1800	531	531	65	103	C	6884	2019	£240.00	£400.05

NEVA VERTICAL DOUBLE

Overall Height mm	Dimension Width mm	Pipe Centres mm	Wall to Pipe Centres mm	Wall Distance mm	Fuel Type	Heat Outputs		RRP PRICES EX.VAT	RAL COLOUR EX.VAT
						Btu	Watts		
1500	236	236	65	103	C	3420	1003	£184.00	£280.35
1500	295	295	65	103	C	4252	1247	£232.00	£344.40
1500	354	354	65	103	C	5104	1497	£262.00	£409.50
1500	413	413	65	103	C	5955	1746	£316.00	£468.30
1500	472	472	65	103	C	6807	1996	£340.00	£536.55
1500	531	531	65	103	C	7656	2245	£380.00	£590.10
1800	236	236	65	103	C	4103	1203	£210.00	£329.70
1800	295	295	65	103	C	5104	1497	£254.00	£422.10
1800	354	354	65	103	C	6123	1796	£299.00	£490.35
1800	413	413	65	103	C	7145	2095	£340.00	£562.80
1800	472	472	65	103	C	8166	2395	£390.00	£628.95
1800	531	531	65	103	C	10395	3048	£460.00	£699.30



can be used horizontal (brackets sold separately)
Horizontal brackets £29.00

white

anthracite



RAL & SPECIAL COLOURS
PAGE 187 & 188

MILD STEEL



white

anthracite



NEVA HORIZONTAL

Image shown 550 X 1003 double white

SINGLE

	Overall Height mm	Dimension Width mm	Pipe Centres mm	Wall to Pipe Centres mm	Wall Distance mm	Fuel Type	Heat Outputs		RRP PRICES EX.VAT	RAL COLOUR PRICES EX.VAT
							Btu	Watts		
	550	413	413	65	103	C/E/D	1447	424	£112.46	£177.45
	550	590	590	65	103	C/E/D	2066	606	£145.53	£229.95
	550	826	826	65	103	C/E/D	2907	852	£192.94	£302.40
	550	1003	1003	65	103	C/E/D	3512	1030	£235.94	£364.35
	550	1180	1180	65	103	C/E/D	4131	1211	£274.52	£421.52
	550	1416	1416	65	103	C/E/D	4957	1454	£314.40	£490.80

DOUBLE

	550	413	413	65	103	C/E/D	2.315	679	£148.84	£243.60
	550	590	590	65	103	C/E/D	3306	969	£209.48	£336.00
	550	826	826	65	103	C/E/D	4651	1364	£292.16	£459.90
	550	1003	1003	65	103	C/E/D	5619	1648	£357.21	£556.50
	550	1180	1180	65	103	C/E/D	6.610	1938	£396.90	£627.90
	550	1416	1416	65	103	C/E/D	7931	2326	£564.60	£799.50



anthracite

white

NEVAH

Image shown 590 X 1000 double white

Overall Height mm	Dimension Width mm	Pipe Centres mm	Wall to Pipe Centres mm	Wall Distance mm	Fuel Type	Heat Outputs		RRP PRICES EX.VAT	RAL COLOUR EX.VAT
						Btu	Watts		
295	1000	955	47	88	C	1792	526	£98.90	£172.90
295	1200	1155	47	88	C	2110	619	£107.30	£181.30
295	1400	1355	47	88	C	2441	716	£115.60	£189.60
590	600	555	47	88	C/E/D	2579	756	£154.40	£244.40
590	800	755	47	88	C/E/D	3036	890	£165.50	£283.50
590	1000	955	47	88	C/E/D	3578	1049	£176.60	£294.60
590	1200	1155	47	88	C/E/D	4.16	1236	£193.20	£311.20
590	1400	1355	47	88	C/E/D	4920	1443	£209.80	£327.80
295	1000	955	63	103	C	2796	820	£160.00	£252.50
295	1200	1155	63	103	C	3292	965	£179.40	£272.00
295	1400	1355	63	103	C	3807	1116	£198.80	£291.40
590	600	555	63	103	C/E/D	4023	1180	£253.90	£366.40
590	800	755	63	103	C/E/D	4737	1389	£286.60	£399.10
590	1000	955	63	103	C/E/D	5583	1637	£308.80	£421.30
590	1200	1155	63	103	C	6577	1929	£352.60	£465.10
590	1400	1355	63	103	C	7674	2250	£444.00	£556.50

SINGLE

DOUBLE

FLAT VERTICAL SINGLE

Overall Height mm	Dimension Width mm	Pipe Centres mm	Wall to Pipe Centres mm	Wall Distance mm	Fuel Type	Heat Outputs		RRP PRICES EX.VAT	RAL COLOUR PRICES EX.VAT
						Btu	Watts		
1600	218	218	39	68	C	2113	620	£109.00	£198.00
1600	292	292	39	68	C	2818	826	£140.00	£233.20
1600	366	366	39	68	C	3522	1033	£170.00	£276.10
1600	440	440	39	68	C	4226	1239	£202.00	£321.20
1600	514	514	39	68	C	4930	1446	£235.00	£360.80
1800	218	218	39	68	C	2378	697	£118.00	£219.45
1800	292	292	39	68	C	3171	930	£149.00	£255.20
1800	366	366	39	68	C	3962	1162	£184.00	£298.10
1800	440	440	39	68	C	4755	1394	£218.00	£339.90
1800	514	514	39	68	C	5549	1627	£252.00	£382.80

FLAT VERTICAL DOUBLE

Overall Height mm	Dimension Width mm	Pipe Centres mm	Wall to Pipe Centres mm	Wall Distance mm	Fuel Type	Heat Outputs		RRP PRICES EX.VAT	RAL COLOUR PRICES EX.VAT
						Btu	Watts		
1600	218	218	64	93	C	2684	787	£188.00	£328.90
1600	292	292	64	93	C	3578	1049	£240.00	£393.80
1600	366	366	64	93	C	4509	1322	£294.00	£462.00
1600	440	440	64	93	C	5509	1616	£345.00	£540.10
1600	514	514	64	93	C	6311	1851	£399.00	£608.30
1800	218	218	64	93	C	3092	907	£204.00	£360.80
1800	292	292	64	93	C	4123	1209	£260.00	£426.80
1800	366	366	64	93	C	5191	1522	£320.00	£495.00
1800	440	440	64	93	C	6230	1827	£370.00	£573.10
1800	514	514	64	93	C	7268	2131	£430.00	£641.30

Image shown 1800 X 440 double white



white

anthracite



RAL & SPECIAL COLOURS
PAGE 187 & 188

FLAT HORIZONTAL SINGLE

Overall Height mm	Dimension Width mm	Pipe Centres mm	Wall to Pipe Centres mm	Wall Distance mm	Fuel Type	Heat Outputs		RRP PRICES EX.VAT	RAL COLOUR PRICES EX.VAT
						Btu	Watts		
600	440	440	39	68	C/E/D	1661	487	£110.00	£212.30
600	588	588	39	68	C/E/D	2214	649	£140.00	£249.70
600	810	810	39	68	C/E/D	3044	893	£188.00	£315.70
600	1032	1032	39	68	C/E/D	3874	1136	£234.00	£387.20
600	1254	1254	39	68	C/E/D	4704	1379	£280.00	£453.20
600	1402	1402	39	68	C/E/D	5257	1542	£310.00	£496.90

FLAT HORIZONTAL DOUBLE

Overall Height mm	Dimension Width mm	Pipe Centres mm	Wall to Pipe Centres mm	Wall Distance mm	Fuel Type	Heat Outputs		RRP PRICES EX.VAT	RAL COLOUR PRICES EX.VAT
						Btu	Watts		
600	440	440	64	93	C/E/D	2407	706	£160.00	£275.00
600	588	588	64	93	C/E/D	3210	941	£210.00	£347.60
600	810	810	64	93	C/E/D	4413	1294	£280.00	£456.50
600	1032	1032	64	93	C/E/D	5617	1647	£370.00	£567.60
600	1254	1254	64	93	C/E/D	6822	2001	£440.00	£665.50
600	1402	1402	64	93	C/E/D	7824	2294	£485.00	£734.50

MILD STEEL



Image shown 600 X 1032 double white



white

anthracite



RAL & SPECIAL COLOURS
PAGE 187 & 188

MILD STEEL



anthracite

white



RAL & SPECIAL COLOURS
PAGE 187 & 188

RODA

Image shown 590 X 1000 double white

DOUBLE SINGLE

Overall Height mm	Dimension Width mm	Pipe Centres mm	Wall to Pipe Centres mm	Wall Distance mm	Fuel Type	Heat Outputs		RRP PRICES EX.VAT	RAL COLOUR EX.VAT
						Btu	Watts		
590	600	555	47	101	C/E/D	2785	817	£154.40	£244.40
590	800	755	47	101	C/E/D	3213	942	£165.50	£283.50
590	1000	955	47	101	C/E/D	3944	1157	£176.60	£294.60
590	1200	1155	47	101	C/E/D	4693	1376	£193.20	£311.20
590	1400	1355	47	101	C/E/D	5476	1606	£209.80	£327.80
590	600	555	82	136	C/E/D	4066	1192	£253.90	£366.40
590	800	755	82	136	C/E/D	4838	1419	£286.60	£399.10
590	1000	955	82	136	C/E/D	5758	1689	£308.80	£421.30
590	1200	1155	82	136	C	6853	2010	£352.60	£465.10
590	1400	1355	82	136	C	7994	2344	£444.00	£556.50



white

SENA

Image shown 550 X 990 black

Overall Height mm	Dimension Width mm	Pipe Centres mm	Wall to Pipe Centres mm	Wall Distance mm	Fuel Type	Heat Outputs		RRP PRICES EX.VAT	RAL COLOUR EX.VAT
						Btu	Watts		
550	395	395	65	130	C/E/D	1763	517	£120.00	£204.86
550	595	595	65	130	C/E/D	2644	775	£172.00	£271.16
550	790	790	65	130	C/E/D	3526	1034	£224.00	£337.46
550	990	990	65	130	C/E/D	4407	1292	£274.00	£403.76
550	1185	1185	65	130	C/E/D	5288	1551	£330.00	£460.06

MILD STEEL




anthracite

white

BONERA VERTICAL

Image shown 1800 X 456 anthracite

Overall Height mm	Dimension Width mm	Pipe Centres mm	Wall to Pipe Centres mm	Wall Distance mm	Fuel Type	Heat Outputs		RRP PRICES EX.VAT
						Btu	Watts	
1800	324	324	65	100	C	3919	1149	£231.84
1800	456	456	65	100	C	5452	1599	£309.12



anthracite

white

BONERA HORIZONTAL

Image shown 550 X 984 white

Overall Height mm	Dimension Width mm	Pipe Centres mm	Wall to Pipe Centres mm	Wall Distance mm	Fuel Type	Heat Outputs		RRP PRICES EX.VAT
						Btu	Watts	
550	456	456	65	100	C/E/D	1665	488	£164.22
550	588	588	65	100	C/E/D	2183	640	£210.11
550	852	852	65	100	C/E/D	3217	943	£295.84
550	984	984	65	100	C/E/D	3735	1095	£340.52
550	1248	1284	65	100	C/E/D	4769	1399	£416.59

MILD STEEL



anthracite

white



Optional Extra : Height adjustable towel bar in chrome finish sold separately

ALBI

Image shown 1790 X 500 white

Overall Height mm	Dimension Width mm	Pipe Centres mm	Wall to Pipe Centres mm	Wall Distance mm	Fuel Type	Heat Outputs		RRP PRICES EX.VAT
						Btu	Watts	
1790	500	50	30-55	62-87	C	4820	1413	£498.96
TOWEL BAR IS AVAILABLE IN CHROME (individual price)								£40.00



REFLECT

Overall Height mm	Dimension Width mm	Pipe Centres mm	Wall to Pipe Centres mm	Wall Distance mm	Fuel Type	Heat Outputs		RRP PRICES EX.VAT
						Btu	Watts	
1800	445	445	60	90	C	4560	1337	£287.50



Material
Steel

5 Year
Guarantee

 Next Working
Day Delivery

EN 442
EURO NORM

C: CENTRAL HEATING | E: ELECTRIC | D: DUAL FUEL
For pipe centre measurement including valves add/subtract 90mm accordingly



RAL & SPECIAL COLOURS
PAGE 187 & 188


white

ROUND SINGLE AND DOUBLE

Image shown 1800 X 413 double

Overall Height mm	Dimension Width mm	Pipe Centres mm	Wall to Pipe Centres mm	Wall Distance mm	Fuel Type	Heat Outputs		RRP PRICES EX.VAT	RAL COLOUR PRICES EX.VAT
						Btu	Watts		
1800	295	295	65	119	C	3521	1033	£160.00	£262.40
1800	413	413	65	119	C	4929	1445	£230.00	£340.30
1800	295	295	65	119	C	5316	1559	£270.00	£430.60
1800	413	413	65	119	C	7443	2183	£390.00	£568.52

MILD STEEL



white

TUBES SINGLE AND DOUBLE

Image shown 1800 X 350 double

Overall Height mm	Dimension Width mm	Pipe Centres mm	Wall to Pipe Centres mm	Wall Distance mm	Fuel Type	Heat Outputs		RRP PRICES EX.VAT
						Btu	Watts	
1800	350	350	55	85	C	4086	1198	£263.35
1800	350	350	55	85	C	6476	1899	£481.85



C: CENTRAL HEATING | E: ELECTRIC | D:DUAL FUEL

For pipe centre measurement including valves add/subtract 90mm accordingly



RAL & SPECIAL COLOURS
PAGE 187 & 188

white

RIONE SINGLE

Image shown 544 X 1200 single

Overall Height mm	Dimension Width mm	Pipe Centres mm	Wall to Pipe Centres mm	Wall Distance mm	Fuel Type	Heat Outputs		RRP PRICES EX.VAT	RAL COLOUR PRICES EX.VAT
						Btu	Watts		
544	400	355	55	83	C/E/D	1388	407	£135.00	£228.90
544	600	555	55	83	C/E/D	2083	611	£160.00	£253.10
544	800	755	55	83	C/E/D	2777	814	£180.00	£299.64
544	1000	955	55	83	C/E/D	3471	1018	£200.00	£323.80
544	1200	1155	55	83	C/E/D	4167	1222	£230.00	£354.00
544	1400	1355	55	83	C/E/D	4861	1426	£260.00	£388.40



white

RIONE DOUBLE

Image shown 544 X 1000 double

Overall Height mm	Dimension Width mm	Pipe Centres mm	Wall to Pipe Centres mm	Wall Distance mm	Fuel Type	Heat Outputs		RRP PRICES EX.VAT	RAL COLOUR PRICES EX.VAT
						Btu	Watts		
544	400	355	78	107	C/E/D	2110	619	£206.00	£314.80
544	600	555	78	107	C/E/D	3166	928	£250.00	£357.10
544	800	755	78	107	C/E/D	4221	1238	£265.00	£397.90
544	1000	955	78	107	C/E/D	5276	1547	£280.00	£414.80
544	1200	1155	78	107	C	6334	1857	£325.00	£457.60
544	1400	1355	78	107	C	7389	2167	£400.00	£588.60

MILD STEEL



white

anthracite

FIORE

Image shown 1800 X 400 anthracite

Overall Height mm	Dimension Width mm	Pipe Centres mm	Wall to Pipe Centres mm	Wall Distance mm	Fuel Type	Heat Outputs		RRP PRICES EX.VAT
						Btu	Watts	
1790	400	400	35-55	68-88	C	3826	1122	£438.90
1790	490	490	35-55	68-88	C	4862	1426	£469.60
1790	590	590	35-55	68-88	C	5851	1716	£520.70



white

anthracite

LINE

Overall Height mm	Dimension Width mm	Pipe Centres mm	Wall to Pipe Centres mm	Wall Distance mm	Fuel Type	Heat Outputs		RRP PRICES EX.VAT
						Btu	Watts	
1800	490	490	35-55	68-88	C	5208	1527	£438.90



Material Steel



5 Year Guarantee



Next Working Day Delivery



C: CENTRAL HEATING | E: ELECTRIC | D:DUAL FUEL
For pipe centre measurement including valves add/subtract 90mm accordingly

MILD STEEL



white

anthracite

ANCORA

Overall Height mm	Dimension Width mm	Pipe Centres mm	Wall to Pipe Centres mm	Wall Distance mm	Fuel Type	Heat Outputs		RRP PRICES EX.VAT
						Btu	Watts	
1800	490	490	35-55	68-88	C	4946	1450	£438.90

66  Material Steel

 5 Year Guarantee

 Next Working Day Delivery

 EN 442

C: CENTRAL HEATING | E: ELECTRIC | D:DUAL FUEL
For pipe centre measurement including valves add/subtract 90mm accordingly




FONDI

Image shown 1229 X 600 white

Overall Height mm	Dimension Width mm	Pipe Centres mm	Wall to Pipe Centres mm	Wall Distance mm	Fuel Type	Heat Outputs		RRP PRICES EX.VAT
						Btu	Watts	
855	500	50	30-55	62-87	C	2040	598	£299.00
855	600	50	30-55	62-87	C	2351	689	£335.00
1229	500	50	30-55	62-87	C	2901	851	£379.00
1229	600	50	30-55	62-87	C	3330	977	£435.00
1790	500	50	30-55	62-87	C	4185	1227	£475.00
1790	600	50	30-55	62-87	C	4799	1407	£535.00

MILD STEEL



NEVA CHROME

Image shown 1800 X 413

Overall Height mm	Dimension Width mm	Pipe Centres mm	Wall to Pipe Centres mm	Wall Distance mm	Fuel Type	Heat Outputs		RRP PRICES EX.VAT
						Btu	Watts	
1800	295	295	47	88	C	2534	743	£264.00
1800	354	354	47	88	C	3041	892	£306.90
1800	413	413	47	88	C	3547	1040	£346.50



chrome

NEVA CHROME

Image shown 550 X 826

Overall Height mm	Dimension Width mm	Pipe Centres mm	Wall to Pipe Centres mm	Wall Distance mm	Fuel Type	Heat Outputs		RRP PRICES EX.VAT
						Btu	Watts	
550	413	413	47	88	C/E/D	1084	318	£163.90
550	590	590	47	88	C/E/D	1547	454	£205.70
550	826	826	47	88	C/E/D	2159	633	£262.90
550	1003	1003	47	88	C/E/D	2457	721	£304.70
550	1180	1180	47	88	C/E/D	2853	837	£346.50

MILD STEEL



chrome

OSIMO

Image shown 1800 X 290

Overall Height mm	Dimension Width mm	Pipe Centres mm	Wall to Pipe Centres mm	Wall Distance mm	Fuel Type	Heat Outputs		RRP PRICES EX.VAT
						Btu	Watts	
1800	290	290	61-76	105-120	C	2602	763	£330.00
1800	430	430	61-76	105-120	C	3780	1109	£470.00
1800	570	570	61-76	105-120	C	5027	1474	£580.00

70 Material Steel

5 Year Guarantee

Next Working Day Delivery

EN 442

C: CENTRAL HEATING | E: ELECTRIC | D:DUAL FUEL
For pipe centre measurement including valves add/subtract 90mm accordingly



chrome

PIENZA

Image shown 550 X 995

Overall Height mm	Dimension Width mm	Pipe Centres mm	Wall to Pipe Centres mm	Wall Distance mm	Fuel Type	Heat Outputs		RRP PRICES EX.VAT
						Btu	Watts	
550	485	485	61-76	105-120	C/E/D	1341	393	£283.76
550	655	655	61-76	105-120	C/E/D	1789	525	£319.99
550	825	825	61-76	105-120	C/E/D	2237	656	£356.21
550	995	995	61-76	105-120	C/E/D	2683	787	£392.44
550	1165	1165	61-76	105-120	C/E/D	3131	918	£428.66



C: CENTRAL HEATING | E: ELECTRIC | D:DUAL FUEL
For pipe centre measurement including valves add/subtract 90mm accordingly

MILD STEEL



white

anthracite

chrome



RAL & SPECIAL COLOURS
PAGE 187 & 188

DIMARO CHROME

Image shown 1760 X 620 chrome

Overall Height mm	Dimension Width mm	Pipe Centres mm	Wall to Pipe Centres mm	Wall Distance mm	Fuel Type	Heat Outputs		RRP CHROME PRICES EX.VAT
						Btu	Watts	
1760	620	620	61-76	99-114	C	4450	1305	£449.00

DIMARO WHITE & ANTHRACITE

Overall Height mm	Dimension Width mm	Pipe Centres mm	Wall to Pipe Centres mm	Wall Distance mm	Fuel Type	Heat Outputs		RRP ANTHRACITE. WHITE PRICES EX.VAT	RAL COLOUR PRICES EX.VAT
						Btu	Watts		
1760	620	620	61-76	99-114	C	5340	1566	£349.00	£499.00



chrome

TODI

Image shown 1200 X 260

Overall Height mm	Dimension Width mm	Pipe Centres mm	Wall to Pipe Centres mm	Wall Distance mm	Fuel Type	Heat Outputs		RRP PRICES EX.VAT
						Btu	Watts	
800	108	78	65-80	100-115	C/E/D	435	128	£175.30
1200	108	78	65-80	100-115	C/E/D	640	188	£190.70
800	260	230	65-80	100-115	C/E/D	884	259	£276.40
1200	260	230	65-80	100-115	C/E/D	1293	379	£293.20

MILD STEEL



chrome



REZZO

Image shown 1460 X 550

Overall Height mm	Dimension Width mm	Pipe Centres mm	Wall to Pipe Centres mm	Wall Distance mm	Fuel Type	Heat Outputs		RRP PRICES EX.VAT
						Btu	Watts	
740	450	420	65-80	80-95	C/E/D	900	264	£169.00
1100	450	420	65-80	80-95	C/E/D	1270	372	£205.00
1460	450	420	65-80	80-95	C/E/D	1651	484	£249.00
740	550	520	65-80	80-95	C/E/D	959	281	£175.00
1100	550	520	65-80	80-95	C/E/D	1352	396	£215.00
1460	550	520	65-80	80-95	C/E/D	1758	516	£259.00



chrome

PORTE

Overall Height mm	Dimension Width mm	Pipe Centres mm	Wall to Pipe Centres mm	Wall Distance mm	Fuel Type	Heat Outputs		RRP PRICES EX.VAT
						Btu	Watts	
1200	500	470	65-80	80-95	C/E/D	1973	579	£399.00



MILD STEEL



chrome

ELVINA

Overall Height mm	Dimension Width mm	Pipe Centres mm	Wall to Pipe Centres mm	Wall Distance mm	Fuel Type	Heat Outputs		RRP PRICES EX.VAT
						Btu	Watts	
350	500	470	70-85	305-320	C	908	266	£260.00



chrome

ELVINA2

Overall Height mm	Dimension Width mm	Pipe Centres mm	Wall to Pipe Centres mm	Wall Distance mm	Fuel Type	Heat Outputs		RRP PRICES EX.VAT
						Btu	Watts	
1000	500	470	70-85	305-320	C/E/D	1346	395	£349.00



MILD STEEL



chrome


LAGO 1

Image shown 450 X 600 lago 1

Overall Height mm	Dimension Width mm	Pipe Centres mm	Wall to Pipe Centres mm	Wall Distance mm	Fuel Type	Heat Outputs		RRP PRICES EX.VAT
						Btu	Watts	
450	600	420	65-75	80-90	C/E/D	795	233	£155.00

LAGO 2

Overall Height mm	Dimension Width mm	Pipe Centres mm	Wall to Pipe Centres mm	Wall Distance mm	Fuel Type	Heat Outputs		RRP PRICES EX.VAT
						Btu	Watts	
450	600	420	65-75	80-90	C/E/D	998	293	£168.00



BRENO

Overall Height mm	Dimension Width mm	Pipe Centres mm	Wall to Pipe Centres mm	Wall Distance mm	Fuel Type	Heat Outputs		RRP PRICES EX.VAT
						Btu	Watts	
350	700	50	60-70	70-80	C	802	235	£258.75



MILD STEEL



anthracite

chrome

SERPE CHROME

Image shown 510 X 500 chrome

Overall Height mm	Dimension Width mm	Pipe Centres mm	Wall to Pipe Centres mm	Wall Distance mm	Fuel Type	Heat Outputs		RRP PRICES EX.VAT
						Btu	Watts	
270	500	500	65-80	80-95	C/E/D	567	166	£240.00
510	500	500	65-80	80-95	C/E/D	970	284	£299.00

SERPE ANTHRACITE

Overall Height mm	Dimension Width mm	Pipe Centres mm	Wall to Pipe Centres mm	Wall Distance mm	Fuel Type	Heat Outputs		RRP PRICES EX.VAT
						Btu	Watts	
270	500	500	65-80	80-95	C/E/D	624	183	£159.00
510	500	500	65-80	80-95	C/E/D	1067	313	£210.00



white

anthracite

POLIA

Overall Height mm	Dimension Width mm	Pipe Centres mm	Wall to Pipe Centres mm	Wall Distance mm	Fuel Type	Heat Outputs		RRP PRICES EX.VAT
						Btu	Watts	
400	900	50	30-55	62-87	C	1670	490	£280.00



MILD STEEL



chrome *anthracite* *white*

can be mounted left or right hand side

GRACE CHROME

Image shown 1140 X 500 chrome

Overall Height mm	Dimension Width mm	Pipe Centres mm	Wall to Pipe Centres mm	Wall Distance mm	Fuel Type	Heat Outputs		RRP PRICES EX.VAT
						Btu	Watts	
780	500	100	61-76	102-117	C/E/D	1210	355	£249.50
1140	500	100	61-76	102-117	C/E/D	1710	501	£315.20

GRACE ANTHRACITE AND WHITE

Overall Height mm	Dimension Width mm	Pipe Centres mm	Wall to Pipe Centres mm	Wall Distance mm	Fuel Type	Heat Outputs		RRP PRICES EX.VAT	RAL COLOUR PRICES EX.VAT
						Btu	Watts		
780	500	100	61-76	102-117	C/E/D	1419	416	£125.00	£213.90
1140	500	100	61-76	102-117	C/E/D	2023	593	£175.00	£286.20



RAL & SPECIAL COLOURS
PAGE 187 & 188



<i>chrome</i>	<i>anthracite</i>	<i>white</i>
---------------	-------------------	--------------

can be mounted left or right hand side

CHISA CHROME

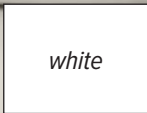
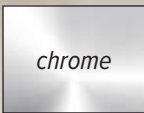
Image shown 1130 X 500 chrome

Overall Height mm	Dimension Width mm	Pipe Centres mm	Wall to Pipe Centres mm	Wall Distance mm	Fuel Type	Heat Outputs		RRP PRICES EX.VAT
						Btu	Watts	
820	500	100	61-76	102-117	C/E/D	1419	416	£290.20
1130	500	100	61-76	102-117	C/E/D	2021	593	£340.90

CHISA ANTHRACITE AND WHITE

Overall Height mm	Dimension Width mm	Pipe Centres mm	Wall to Pipe Centres mm	Wall Distance mm	Fuel Type	Heat Outputs		RRP PRICES EX.VAT	RAL COLOUR PRICES EX.VAT
						Btu	Watts		
820	500	100	61-76	102-117	C/E/D	1815	532	£150.00	£244.60
1130	500	100	61-76	102-117	C/E/D	2418	709	£210.00	£334.10

MILD STEEL



chrome

anthracite

white



ARBORI CHROME

Image shown 1510 X 500 chrome

Overall Height mm	Dimension Width mm	Pipe Centres mm	Wall to Pipe Centres mm	Wall Distance mm	Fuel Type	Heat Outputs		RRP PRICES EX.VAT
						Btu	Watts	
820	500	450	61-76	102-117	C/E/D	1499	440	£254.66
1130	500	450	61-76	102-117	C/E/D	2021	593	£301.00
1510	500	450	61-76	102-117	C/E/D	2688	788	£358.90

ARBORI WHITE AND ANTHRACITE

Overall Height mm	Dimension Width mm	Pipe Centres mm	Wall to Pipe Centres mm	Wall Distance mm	Fuel Type	Heat Outputs		RRP PRICES EX.VAT	RAL COLOUR PRICES EX.VAT
						Btu	Watts		
820	500	450	61-76	102-117	C/E/D	1815	532	£120.00	£224.60
1130	500	450	61-76	102-117	C/E/D	2418	709	£160.00	£292.40
1510	500	450	61-76	102-117	C/E/D	3227	946	£210.00	£364.20



MILD STEEL

chrome

PAVIA

Image shown 1650 X 500

Overall Height mm	Dimension Width mm	Pipe Centres mm	Wall to Pipe Centres mm	Wall Distance mm	Fuel Type	Heat Outputs		RRP PRICES EX. VAT
						Btu	Watts	
800	500	455	40-60	80-100	C/E/D	1468	430	£140.25
1200	500	455	40-60	80-100	C/E/D	2243	658	£182.60
1650	500	455	40-60	80-100	C/E/D	3312	971	£259.88
800	600	555	40-60	80-100	C/E/D	1664	488	£150.70
1200	600	555	40-60	80-100	C/E/D	2499	733	£195.80
1650	600	555	40-60	80-100	C/E/D	3628	1064	£276.05



C: CENTRAL HEATING | E: ELECTRIC | D: DUAL FUEL

MILD STEEL



chrome

MIRUS

Image shown 1200 X 500

Overall Height mm	Dimension Width mm	Pipe Centres mm	Wall to Pipe Centres mm	Wall Distance mm	Fuel Type	Heat Outputs		RRP PRICES EX.VAT
						Btu	Watts	
900	500	300	71-91	175-195	C/E/D	1727	506	£248.33
1200	500	300	71-91	175-195	C/E/D	2229	654	£299.15



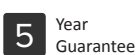
MILD STEEL

chrome

BORGO

Image shown 1300 X 500

Overall Height mm	Dimension Width mm	Pipe Centres mm	Wall to Pipe Centres mm	Wall Distance mm	Fuel Type	Heat Outputs		RRP PRICES EX.VAT
						Btu	Watts	
814	500	50	61-76	165-180	C/E/D	1989	583	£299.00
1300	500	50	61-76	165-180	C/E/D	2838	832	£399.00



MILD STEEL



anthracite chrome

SERENA CHROME

Image shown 1200 X 500 chrome

Overall Height mm	Dimension Width mm	Pipe Centres mm	Wall to Pipe Centres mm	Wall Distance mm	Fuel Type	Heat Outputs		RRP PRICES EX.VAT
						Btu	Watts	
800	300	270	70-90	85-105	C/E/D	730	214	£161.15
1200	300	270	70-90	85-105	C/E/D	1097	322	£206.80
500	500	470	70-90	85-105	C/E/D	767	225	£138.60
800	500	470	70-90	85-105	C/E/D	1218	357	£174.90
1200	500	470	70-90	85-105	C/E/D	1828	536	£218.90

SERENA ANTHRACITE

Overall Height mm	Dimension Width mm	Pipe Centres mm	Wall to Pipe Centres mm	Wall Distance mm	Fuel Type	Heat Outputs		RRP PRICES EX.VAT
						Btu	Watts	
800	300	270	70-90	85-105	C/E/D	840	246	£115.00
1200	300	270	70-90	85-105	C/E/D	1262	370	£149.00
500	500	470	70-90	85-105	C/E/D	882	259	£102.00
800	500	470	70-90	85-105	C/E/D	1401	411	£128.00
1200	500	470	70-90	85-105	C/E/D	2102	616	£160.00



chrome



MILD STEEL

VASTO

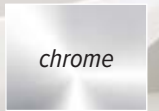

Image shown 1460 X 500

Overall Height mm	Dimension Width mm	Pipe Centres mm	Wall to Pipe Centres mm	Wall Distance mm	Fuel Type	Heat Outputs		RRP PRICES EX. VAT
						Btu	Watts	
755	500	470	65-80	80-95	C/E/D	1461	428	£214.50
1130	500	470	65-80	80-95	C/E/D	2193	643	£264.00
1460	500	470	65-80	80-95	C/E/D	2884	846	£325.60



C: CENTRAL HEATING | E: ELECTRIC | D: DUAL FUEL

MILD STEEL



Can be mounted left or right hand side

FLORINA CHROME

Image shown 1235 X 500 chrome


Overall Height mm	Dimension Width mm	Pipe Centres mm	Wall to Pipe Centres mm	Wall Distance mm	Fuel Type	Heat Outputs		RRP PRICES EX.VAT
						Btu	Watts	
800	500	100	70-85	105-120	C/E/D	1526	448	£230.00
1235	500	100	70-85	105-120	C/E/D	2315	679	£330.00
1525	500	100	70-85	105-120	C/E/D	3016	884	£440.00

FLORINA ANTHRACITE

Overall Height mm	Dimension Width mm	Pipe Centres mm	Wall to Pipe Centres mm	Wall Distance mm	Fuel Type	Heat Outputs		RRP PRICES EX.VAT
						Btu	Watts	
800	500	100	70-85	105-120	C/E/D	1755	515	£155.00
1235	500	100	70-85	105-120	C/E/D	2662	781	£210.00
1525	500	100	70-85	105-120	C/E/D	3468	1017	£280.00



Can be mounted left or right hand side



SESIA

Image shown 1500 X 500

Overall Height mm	Dimension Width mm	Pipe Centres mm	Wall to Pipe Centres mm	Wall Distance mm	Fuel Type	Heat Outputs		RRP PRICES EX.VAT
						Btu	Watts	
860	500	100	70-85	105-120	C/E/D	1938	568	£299.00
1180	500	100	70-85	105-120	C/E/D	2539	745	£370.00
1500	500	100	70-85	105-120	C/E/D	3326	975	£480.00



MILD STEEL



Can be mounted left or right hand side



MATERA CHROME

Image shown 998 X 500 chrome

Overall Height mm	Dimension Width mm	Pipe Centres mm	Wall to Pipe Centres mm	Wall Distance mm	Fuel Type	Heat Outputs		RRP PRICES EX. VAT
						Btu	Watts	
722	500	100	61-76	110-125	C/E/D	1248	366	£225.00
998	500	100	61-76	110-125	C/E/D	1684	494	£270.00
1412	500	100	61-76	110-125	C/E/D	2337	685	£340.00

MATERA ANTHRACITE

Overall Height mm	Dimension Width mm	Pipe Centres mm	Wall to Pipe Centres mm	Wall Distance mm	Fuel Type	Heat Outputs		RRP PRICES EX. VAT
						Btu	Watts	
722	500	100	61-76	110-125	C/E/D	1435	421	£145.00
998	500	100	61-76	110-125	C/E/D	1937	568	£170.00
1412	500	100	61-76	110-125	C/E/D	2687	788	£225.00



Can be mounted left or right hand side

chrome


ELISA

Image shown 1550 X 500

Overall Height mm	Dimension Width mm	Pipe Centres mm	Wall to Pipe Centres mm	Wall Distance mm	Fuel Type	Heat Outputs		RRP PRICES EX. VAT
						Btu	Watts	
1000	500	100	62-82	100-120	C/E/D	2269	665	£235.00
1550	500	100	62-82	100-120	C/E/D	3481	1021	£380.00



MILD STEEL



chrome

MARCO

Image shown 1100 X 500

Overall Height mm	Dimension Width mm	Pipe Centres mm	Wall to Pipe Centres mm	Wall Distance mm	Fuel Type	Heat Outputs		RRP PRICES EX.VAT
						Btu	Watts	
800	500	468	61-76	137-152	C/E/D	1623	476	£243.80
1100	500	468	61-76	137-152	C/E/D	2212	649	£315.10
1400	500	468	61-76	137-152	C/E/D	2683	787	£404.80



MILD STEEL

chrome

ALIANO

Image shown 1000 X 500

Overall Height mm	Dimension Width mm	Pipe Centres mm	Wall to Pipe Centres mm	Wall Distance mm	Fuel Type	Heat Outputs		RRP PRICES EX.VAT
						Btu	Watts	
500	500	468	61-76	137-152	C/E/D	706	207	£145.00
1000	500	468	61-76	137-152	C/E/D	1413	414	£230.00



MILD STEEL



chrome

Can be mounted left or right hand side

NOLA

Overall Height mm	Dimension Width mm	Pipe Centres mm	Wall to Pipe Centres mm	Wall Distance mm	Fuel Type	Heat Outputs		RRP PRICES EX.VAT
						Btu	Watts	
1400	600	110	78-93	148-163	C/E/D	3160	927	£398.48



chrome

TEANO

Overall Height mm	Dimension Width mm	Pipe Centres mm	Wall to Pipe Centres mm	Wall Distance mm	Fuel Type	Heat Outputs		RRP PRICES EX.VAT
						Btu	Watts	
1300	600	100	78-93	148-163	C/E/D	2889	847	£421.58

MILD STEEL



chrome

CARPI

Image shown 1300 X 500

Overall Height mm	Dimension Width mm	Pipe Centres mm	Wall to Pipe Centres mm	Wall Distance mm	Fuel Type	Heat Outputs		RRP PRICES EX.VAT
						Btu	Watts	
800	300	268	61-76	77-92	C/E/D	1145	336	£179.03
1200	300	268	61-76	77-92	C/E/D	1659	487	£213.68
800	400	368	61-76	77-92	C/E/D	1526	448	£184.80
1200	400	368	61-76	77-92	C/E/D	2212	649	£219.45
950	500	468	61-76	77-92	C/E/D	1908	560	£207.90
1300	500	468	61-76	77-92	C/E/D	2912	854	£254.10



MILD STEEL

chrome

TRENTO

Image shown 1300 X 500

Overall Height mm	Dimension Width mm	Pipe Centres mm	Wall to Pipe Centres mm	Wall Distance mm	Fuel Type	Heat Outputs		RRP PRICES EX.VAT
						Btu	Watts	
950	500	440	61-76	97-112	C/E/D	2337	685	£277.20
1300	500	440	61-76	97-112	C/E/D	3357	984	£345.35



MILD STEEL



Can be mounted left or right hand side

JESI CHROME

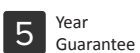
Image shown 1400 X 600 chrome

Overall Height mm	Dimension Width mm	Pipe Centres mm	Wall to Pipe Centres mm	Wall Distance mm	Fuel Type	Heat Outputs		RRP PRICES EX.VAT
						Btu	Watts	
1000	500	75	29-44	64-79	C	1135	333	£202.13
1400	600	75	29-44	64-79	C	1743	511	£252.95

JESI ANTHRACITE

1000	500	75	29-44	64-79	C	1305	383	£149.00
1400	600	75	29-44	64-79	C	2004	588	£205.00

100



C: CENTRAL HEATING | E: ELECTRIC | D: DUAL FUEL



chrome

CLARO

Image shown 1200 X 300

Overall Height mm	Dimension Width mm	Pipe Centres mm	Wall to Pipe Centres mm	Wall Distance mm	Fuel Type	Heat Outputs		RRP PRICES EX.VAT
						Btu	Watts	
900	300	100	41	310	C/E/D	1547	454	£231.00
1200	300	100	41	310	C/E/D	2139	627	£288.75
1600	300	100	41	310	C/E/D	2788	818	£358.05

MILD STEEL



anthracite

chrome

PALMARI CHROME

Image shown 900 X 500 chrome

Overall Height mm	Dimension Width mm	Pipe Centres mm	Wall to Pipe Centres mm	Wall Distance mm	Fuel Type	Heat Outputs		RRP PRICES EX.VAT
						Btu	Watts	
900	500	100	70-90	95-115	C/E/D	1109	325	£195.00

PALMARI ANTHRACITE

900	500	100	70-90	95-115	C/E/D	1220	358	£149.00
-----	-----	-----	-------	--------	-------	------	-----	---------



chrome



MILD STEEL

FELINO

Image shown 1200 X 500

Overall Height mm	Dimension Width mm	Pipe Centres mm	Wall to Pipe Centres mm	Wall Distance mm	Fuel Type	Heat Outputs		RRP PRICES EX.VAT
						Btu	Watts	
775	500	100	70-85	107-122	C/E/D	1918	562	£299.00
1200	500	100	70-85	107-122	C/E/D	2770	812	£380.00



MILD STEEL



chrome



NARDO

Image shown 1200 X 550

Overall Height mm	Dimension Width mm	Pipe Centres mm	Wall to Pipe Centres mm	Wall Distance mm	Fuel Type	Heat Outputs		RRP PRICES EX.VAT
						Btu	Watts	
813	450	418	61-76	77-92	C/E/D	959	281	£249.00
1200	450	418	61-76	77-92	C/E/D	1320	387	£299.00
813	550	518	61-76	77-92	C/E/D	1080	317	£270.00
1200	550	518	61-76	77-92	C/E/D	1476	433	£335.00



chrome

RIVA

Image shown 1300 X 500

Overall Height mm	Dimension Width mm	Pipe Centres mm	Wall to Pipe Centres mm	Wall Distance mm	Fuel Type	Heat Outputs		RRP PRICES EX.VAT
						Btu	Watts	
620	500	450	70-85	85-100	C/E/D	1490	437	£220.00
960	500	450	70-85	85-100	C/E/D	2300	674	£270.00
1300	500	450	70-85	85-100	C/E/D	3225	946	£340.00



TRADITIONAL



chrome

VICTORIA

Overall Height mm	Dimension Width mm	Pipe Centres mm	Wall to Pipe Centres mm	Wall Distance mm	Fuel Type	Heat Outputs		RRP PRICES EX.VAT
						Btu	Watts	
960	675	528	92	230	C	5452	1599	£299.00





chrome

ALICIA

Overall Height mm	Dimension Width mm	Pipe Centres mm	Wall to Pipe Centres mm	Wall Distance mm	Fuel Type	Heat Outputs		RRP PRICES EX.VAT
						Btu	Watts	
952	479	348	92	230	C	3431	1006	£299.00



Material Steel

5 Year Guarantee

Next Working Day Delivery



C: CENTRAL HEATING | E: ELECTRIC | D:DUAL FUEL

For pipe centre measurement including valves add/subtract 90mm accordingly

TRADITIONAL



chrome

OXFORD

Overall Height mm	Dimension Width mm	Pipe Centres mm	Wall to Pipe Centres mm	Wall Distance mm	Fuel Type	Heat Outputs		RRP PRICES EX.VAT
						Btu	Watts	
960	538	393	134	175	C	4105	1204	£299.00



chrome

CAMDEN

Image shown 508 X 770

Overall Height mm	Dimension Width mm	Pipe Centres mm	Wall to Pipe Centres mm	Wall Distance mm	Fuel Type	Heat Outputs		RRP PRICES EX.VAT
						Btu	Watts	
508	680	680	50	230	C	2427	712	£252.00
508	770	770	50	230	C	3013	884	£269.00



Material Steel



5 Year Guarantee



Next Working Day Delivery



EN 442

C: CENTRAL HEATING | E: ELECTRIC | D:DUAL FUEL

For pipe centre measurement including valves add/subtract 90mm accordingly

TOWEL RAIL



25mm
TUBES

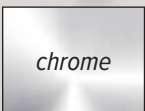


Image shown 1200 X 500 curved



DIVA - 25mm TOWEL RAIL

CHROME FLAT

Overall Height mm	Dimension Width mm	Pipe Centres mm	Wall to Pipe Centres mm	Wall Distance mm	Tube Diameter mm	Fuel Type	Heat Outputs	
							Btu	Watts
600	300	260	70-85	85-100	25	C/E/D	680	199
800	300	260	70-85	85-100	25	C/E/D	820	240
1200	300	260	70-85	85-100	25	C/E/D	1438	422
1600	300	260	70-85	85-100	25	C/E/D	1982	581

CHROME FLAT & CURVED OPTIONS

800	400	360	70-85	85-100	25	C/E/D	1035	304
1000	400	360	70-85	85-100	25	C/E/D	1508	442
1200	400	360	70-85	85-100	25	C/E/D	1980	581
1600	400	360	70-85	85-100	25	C/E/D	2460	721
1800	400	360	70-85	85-100	25	C	2710	795
800	450	410	70-85	85-100	25	C/E/D	1103	323
1200	450	410	70-85	85-100	25	C/E/D	2082	611
1800	450	410	70-85	85-100	25	C	2988	876
800	500	460	70-85	85-100	25	C/E/D	1238	363
1000	500	460	70-85	85-100	25	C/E/D	1721	505
1200	500	460	70-85	85-100	25	C/E/D	2205	647
1400	500	460	70-85	85-100	25	C/E/D	2489	730
1600	500	460	70-85	85-100	25	C/E/D	2870	842
1800	500	460	70-85	85-100	25	C	3310	971
800	600	560	70-85	85-100	25	C/E/D	1363	400
1000	600	560	70-85	85-100	25	C/E/D	1860	545
1200	600	560	70-85	85-100	25	C/E/D	2385	699
1400	600	560	70-85	85-100	25	C/E/D	2752	807
1600	600	560	70-85	85-100	25	C/E/D	3121	915
1800	600	560	70-85	85-100	25	C	3556	1043
800	750	710	70-85	85-100	25	C/E/D	1534	450
1200	750	710	70-85	85-100	25	C/E/D	2570	754
1800	750	710	70-85	85-100	25	C	3852	1130



MODAL TRV
Corner Chrome Valve
£35.00 Ex. VAT



MODAL TRV
Straight Chrome Valve
£35.00 Ex. VAT



MODAL TRV
Angled Chrome Valve
£35.00 Ex. VAT



DIVA WHITE

Image shown 1200 X 500

	Overall Height mm	Dimension Width mm	Pipe Centres mm	Wall to Pipe Centres mm	Wall Distance mm	Tube Diameter mm	Fuel Type	Heat Outputs	
								Btu	Watts
FLAT	800	300	260	70-85	85-100	25	C/E/D	820	240
	1200	300	260	70-85	85-100	25	C/E/D	1438	422
FLAT & CURVED	800	400	360	70-85	85-100	25	C/E/D	1035	304
	1200	400	360	70-85	85-100	25	C/E/D	1980	581
	1800	400	360	70-85	85-100	25	C	2710	795
	800	500	460	70-85	85-100	25	C/E/D	1238	363
	1200	500	460	70-85	85-100	25	C/E/D	2205	647
	1800	500	460	70-85	85-100	25	C	3310	971
	800	600	560	70-85	85-100	25	C/E/D	1363	400
	1200	600	560	70-85	85-100	25	C/E/D	2385	699
	1800	600	560	70-85	85-100	25	C	3556	1043



black

DIVA BLACK FLAT & CURVED OPTIONS

Image shown 1200 X 500

Overall Height mm	Dimension Width mm	Pipe Centres mm	Wall to Pipe Centres mm	Wall Distance mm	Tube Diameter mm	Fuel Type	Heat Outputs	
							Btu	Watts
800	400	360	70-85	85-100	25	C/E/D	1035	304
1200	400	360	70-85	85-100	25	C/E/D	1980	581
1800	400	360	70-85	85-100	25	C/E/D	2710	795
800	500	460	70-85	85-100	25	C/E/D	1238	363
1200	500	460	70-85	85-100	25	C/E/D	2205	647
1800	500	460	70-85	85-100	25	C	3310	971
800	600	560	70-85	85-100	25	C/E/D	1363	400
1200	600	560	70-85	85-100	25	C/E/D	2385	699
1800	600	560	70-85	85-100	25	C	3556	1043



anthracite

DIVA ANTHRACITE FLAT

Image shown 1200 X 500

Overall Height mm	Dimension Width mm	Pipe Centres mm	Wall to Pipe Centres mm	Wall Distance mm	Tube Diameter mm	Fuel Type	Heat Outputs	
							Btu	Watts
800	400	360	70-85	85-100	25	C/E/D	1035	304
1200	400	360	70-85	85-100	25	C/E/D	1980	581
1800	400	360	70-85	85-100	25	C/E/D	2710	795
800	500	460	70-85	85-100	25	C/E/D	1238	363
1200	500	460	70-85	85-100	25	C/E/D	2205	647
1800	500	460	70-85	85-100	25	C	3310	971
800	600	560	70-85	85-100	25	C/E/D	1363	400
1200	600	560	70-85	85-100	25	C/E/D	2385	699
1800	600	560	70-85	85-100	25	C	3556	1043



DIVA LATTE FLAT

Image shown 1800 X 500

Overall Height mm	Dimension Width mm	Pipe Centres mm	Wall to Pipe Centres mm	Wall Distance mm	Tube Diameter mm	Fuel Type	Heat Outputs	
							Btu	Watts
800	400	360	70-85	85-100	25	C/E/D	1035	304
1200	400	360	70-85	85-100	25	C/E/D	1980	581
1800	400	360	70-85	85-100	25	C/E/D	2710	795
800	500	460	70-85	85-100	25	C/E/D	1238	363
1200	500	460	70-85	85-100	25	C/E/D	2205	647
1800	500	460	70-85	85-100	25	C	3310	971
800	600	560	70-85	85-100	25	C/E/D	1363	400
1200	600	560	70-85	85-100	25	C/E/D	2385	699
1800	600	560	70-85	85-100	25	C	3556	1043



C: CENTRAL HEATING | E: ELECTRIC | D: DUAL FUEL



CAPO CHROME FLAT & CURVED OPTIONS

Image shown 1200 X 500

Overall Height mm	Dimension Width mm	Pipe Centres mm	Wall to Pipe Centres mm	Wall Distance mm	Tube Diameter mm	Fuel Type	Heat Outputs	
							Btu	Watts
800	400	355	70-85	85-100	22mm	C/E/D	914	268
1000	400	355	70-85	85-100	22mm	C/E/D	1171	343
1200	400	355	70-85	85-100	22mm	C/E/D	1312	384
1600	400	355	70-85	85-100	22mm	C/E/D	1734	508
800	500	455	70-85	85-100	22mm	C/E/D	1081	317
1000	500	455	70-85	85-100	22mm	C/E/D	1343	393
1200	500	455	70-85	85-100	22mm	C/E/D	1548	453
1600	500	455	70-85	85-100	22mm	C/E/D	2044	599
800	600	555	70-85	85-100	22mm	C/E/D	1253	367
1000	600	555	70-85	85-100	22mm	C/E/D	1516	444
1200	600	555	70-85	85-100	22mm	C/E/D	1795	526
1600	600	555	70-85	85-100	22mm	C/E/D	2371	695



Why choose a stainless steel radiator?

Stainless steel is a high quality material which does not rust so perfect for those luxurious wet room bathrooms.

It's an efficient conductor of heat which retains the heat for longer once you switch your heating system off.

Perfect finishes in Polished for bathrooms, bedrooms & Living rooms and Brushed effect to compliment any appliances within your kitchen area.

Supplied with a 25 Year Guarantee.

STAINLESS STEEL



FLOX VERTICAL SINGLE

Image shown 1800 X 472 polished

Overall Height mm	Dimension Width mm	Pipe Centres mm	Wall to Pipe Centres mm	Wall Distance mm	Fuel Type	Heat Outputs		RRP PRICES EX.VAT
						Btu	Watts	
1800	295	295	69	107	C	3211	942	£458.00
1800	354	354	69	107	C	3852	1130	£545.00
1800	413	413	69	107	C	4495	1318	£610.00
1800	472	472	69	107	C	5139	1507	£724.00
1800	531	531	69	107	C	5780	1695	£815.00





polished

satın

FLOX HORIZONTAL SINGLE

Image shown 600 X 1003 satin

Overall Height mm	Dimension Width mm	Pipe Centres mm	Wall to Pipe Centres mm	Wall Distance mm	Fuel Type	Heat Outputs		RRP PRICES EX. VAT
						Btu	Watts	
600	413	413	69	107	C/E/D	1498	439	£259.00
600	590	590	69	107	C/E/D	2141	628	£305.00
600	826	826	69	107	C/E/D	2997	879	£405.00
600	1003	1003	69	107	C/E/D	3690	1082	£479.00
600	1180	1180	69	107	C/E/D	4283	1256	£552.00



Material
Stainless Steel

25

Year
Guarantee




Next Working
Day Delivery



C: CENTRAL HEATING | E: ELECTRIC | D: DUAL FUEL
For pipe centre measurement including valves add/subtract 90mm accordingly

STAINLESS STEEL




FLOX VERTICAL DOUBLE

Image shown 1800 X 413 satin

Overall Height mm	Dimension Width mm	Pipe Centres mm	Wall to Pipe Centres mm	Wall Distance mm	Fuel Type	Heat Outputs		RRP PRICES EX.VAT
						Btu	Watts	
1800	295	295	69	107	C	4881	1431	£760.00
1800	354	354	69	107	C	5857	1718	£908.00
1800	413	413	69	107	C	6832	2004	£1.027.00
1800	472	472	69	107	C	7811	2291	£1.195.00
1800	531	531	69	107	C	8787	2577	£1.350.00





FLOX HORIZONTAL DOUBLE

Image shown 600 X 1180 polished

Overall Height mm	Dimension Width mm	Pipe Centres mm	Wall to Pipe Centres mm	Wall Distance mm	Fuel Type	Heat Outputs		RRP PRICES EX.VAT
						Btu	Watts	
600	413	413	69	107	C/E/D	2397	703	£410.00
600	590	590	69	107	C/E/D	3426	1005	£540.00
600	826	826	69	107	C/E/D	4796	1406	£720.00
600	1003	1003	69	107	C/E/D	5827	1709	£830.00
600	1180	1180	69	107	C/E/D	6851	2009	£970.00



Material
Stainless Steel

25

Year
Guarantee



Next Working
Day Delivery



C: CENTRAL HEATING | E: ELECTRIC | D: DUAL FUEL
For pipe centre measurement including valves add/subtract 90mm accordingly

STAINLESS STEEL



polished

GROSSO

Image shown 1250 X 500

Overall Height mm	Dimension Width mm	Pipe Centres mm	Wall to Pipe Centres mm	Wall Distance mm	Fuel Type	Heat Outputs		RRP PRICES EX.VAT
						Btu	Watts	
850	500	50	65	130	C/E/D	1213	356	£349.00
1250	500	50	65	130	C/E/D	1685	494	£469.00
1650	500	50	65	130	C/E/D	2166	635	£579.00





STAINLESS STEEL

PIAZZA

Image shown 1670 X 500

Overall Height mm	Dimension Width mm	Pipe Centres mm	Wall to Pipe Centres mm	Wall Distance mm	Fuel Type	Heat Outputs		RRP PRICES EX.VAT
						Btu	Watts	
870	500	50	65	130	C/E/D	1250	367	£389.00
1270	500	50	65	130	C/E/D	1737	509	£499.00
1670	500	50	65	130	C/E/D	2233	655	£650.00



Material
Stainless Steel

25

Year
Guarantee



Next Working
Day Delivery




C: CENTRAL HEATING | E: ELECTRIC | D: DUAL FUEL

STAINLESS STEEL



polished



MISA

Image shown 1450 X 530

Overall Height mm	Dimension Width mm	Pipe Centres mm	Wall to Pipe Centres mm	Wall Distance mm	Fuel Type	Heat Outputs		RRP PRICES EX.VAT
						Btu	Watts	
720	530	500	50-60	67-77	C/E/D	1056	310	£257.40
1120	530	500	50-60	67-77	C/E/D	1609	472	£354.20
1450	530	500	50-60	67-77	C/E/D	2078	609	£433.40





polished



ALENTO

Image shown 530 X 1120

Overall Height mm	Dimension Width mm	Pipe Centres mm	Wall to Pipe Centres mm	Wall Distance mm	Fuel Type	Heat Outputs		RRP PRICES EX.VAT
						Btu	Watts	
720	530	500	50-60	245-255	C/E/D	1316	386	£311.00
1120	530	500	50-60	245-255	C/E/D	1868	548	£417.00
1450	530	500	50-60	245-255	C/E/D	2337	685	£488.00



Material Stainless Steel

25

Year Guarantee



Next Working Day Delivery



C: CENTRAL HEATING | E: ELECTRIC | D:DUAL FUEL

STAINLESS STEEL



polished



SAVIO

Image shown 500 X 1360

Overall Height mm	Dimension Width mm	Pipe Centres mm	Wall to Pipe Centres mm	Wall Distance mm	Fuel Type	Heat Outputs		RRP PRICES EX.VAT
						Btu	Watts	
800	500	470	50-60	67-77	C/E/D	1139	334	£195.80
1080	500	470	50-60	67-77	C/E/D	1530	449	£238.70
1360	500	470	50-60	67-77	C/E/D	1921	563	£283.80





STAINLESS STEEL

polished



BELBO

Image shown 1540 X 530

Overall Height mm	Dimension Width mm	Pipe Centres mm	Wall to Pipe Centres mm	Wall Distance mm	Fuel Type	Heat Outputs		RRP PRICES EX.VAT
						Btu	Watts	
820	530	500	50-60	147	C/E/D	1303	382	£250.80
1180	530	500	50-60	147	C/E/D	1878	551	£334.40
1540	530	500	50-60	147	C/E/D	2449	718	£382.80



Material
Stainless Steel

25

Year
Guarantee



Next Working
Day Delivery



C: CENTRAL HEATING | E: ELECTRIC | D: DUAL FUEL

STAINLESS STEEL



polished



Can be mounted left or right hand side

CAPELLI

Image shown 1235 X 500

Overall Height mm	Dimension Width mm	Pipe Centres mm	Wall to Pipe Centres mm	Wall Distance mm	Fuel Type	Heat Outputs		RRP PRICES EX.VAT
						Btu	Watts	
800	500	50	80-95	105-120	C/E/D	1611	472	£410.00
1235	500	50	80-95	105-120	C/E/D	2461	722	£625.00
1525	500	50	80-95	105-120	C/E/D	3008	882	£750.00





Can be mounted left or right hand side

polished

LOVERE

Image shown 1230 X 500

Overall Height mm	Dimension Width mm	Pipe Centres mm	Wall to Pipe Centres mm	Wall Distance mm	Fuel Type	Heat Outputs		RRP PRICES EX.VAT
						Btu	Watts	
690	500	50	80-95	105-120	C/E/D	1173	344	£380.00
960	500	50	80-95	105-120	C/E/D	1817	533	£520.00
1230	500	50	80-95	105-120	C/E/D	2531	742	£650.00



Material
Stainless Steel



25 Year
Guarantee



Next Working
Day Delivery



STAINLESS STEEL



brushed

ENTICE

Image shown 1200 X 500

Overall Height mm	Dimension Width mm	Pipe Centres mm	Wall to Pipe Centres mm	Wall Distance mm	Fuel Type	Heat Outputs		RRP PRICES EX.VAT
						Btu	Watts	
770	500	50	80-95	105-120	C/E/D	2305	676	£554.40
1200	500	50	80-95	105-120	C/E/D	3598	1055	£824.67
1700	500	50	80-95	105-120	C/E/D	5183	1520	£1.183.88





Can be mounted left or right hand side



polished

RICADI

Image shown 1140 X 500

Overall Height mm	Dimension Width mm	Pipe Centres mm	Wall to Pipe Centres mm	Wall Distance mm	Fuel Type	Heat Outputs		RRP PRICES EX.VAT
						Btu	Watts	
840	500	50	80-95	105-120	C/E/D	2404	705	£495.00
1140	500	50	80-95	105-120	C/E/D	3188	935	£675.00
1440	500	50	80-95	105-120	C/E/D	3890	1141	£810.00



Material
Stainless Steel



25 Year
Guarantee



Next Working
Day Delivery



STAINLESS STEEL



polished



Can be mounted left or right hand side

CELICO


Image shown 1000 X 500

Overall Height mm	Dimension Width mm	Pipe Centres mm	Wall to Pipe Centres mm	Wall Distance mm	Fuel Type	Heat Outputs		RRP PRICES EX.VAT
						Btu	Watts	
585	500	50	80-95	125-140	C/E/D	1044	306	£260.00
1000	500	50	80-95	125-140	C/E/D	2088	612	£360.00
1415	500	50	80-95	125-140	C/E/D	2954	866	£530.00





Can be mounted left or right hand side



polished

ADORA

Image shown 1106 X 500

Overall Height mm	Dimension Width mm	Pipe Centres mm	Wall to Pipe Centres mm	Wall Distance mm	Fuel Type	Heat Outputs		RRP PRICES EX.VAT
						Btu	Watts	
800	500	50	80-95	125-140	C/E/D	2723	799	£480.00
1106	500	50	80-95	125-140	C/E/D	3632	1065	£650.00



Material
Stainless Steel



25 Year
Guarantee



Next Working
Day Delivery



STAINLESS STEEL



polished

BIVANO

Overall Height mm	Dimension Width mm	Pipe Centres mm	Wall to Pipe Centres mm	Wall Distance mm	Fuel Type	Heat Outputs		RRP PRICES EX.VAT
						Btu	Watts	
300	800	50	105-120	140-155	C	1213	356	£409.20






polished

SQUARE

Overall Height mm	Dimension Width mm	Pipe Centres mm	Wall to Pipe Centres mm	Wall Distance mm	Fuel Type	Heat Outputs		RRP PRICES EX.VAT
						Btu	Watts	
450	450	50	105-120	140-155	C	747	219	£320.00

 Material
Stainless Steel

 25 Year
Guarantee

 Next Working
Day Delivery

 EN 442

STAINLESS STEEL



polished

RIMA

Image shown 1260 X 500

Overall Height mm	Dimension Width mm	Pipe Centres mm	Wall to Pipe Centres mm	Wall Distance mm	Fuel Type	Heat Outputs		RRP PRICES EX.VAT
						Btu	Watts	
780	500	50	105-120	140-155	C	1487	436	£411.20
1020	500	50	105-120	140-155	C	1983	582	£488.40
1260	500	50	105-120	140-155	C	2478	727	£554.90
1500	500	50	105-120	140-155	C	2974	872	£659.80





polished

EGNA

Image shown 1495 X 500

Overall Height mm	Dimension Width mm	Pipe Centres mm	Wall to Pipe Centres mm	Wall Distance mm	Fuel Type	Heat Outputs		RRP PRICES EX.VAT
						Btu	Watts	
775	500	50	80-95	95-110	C	1341	393	£355.00
1255	500	50	80-95	95-110	C	2420	710	£495.00
1495	500	50	80-95	95-110	C	2959	868	£585.00



Material
Stainless Steel



25 Year
Guarantee



Next Working
Day Delivery



STAINLESS STEEL




polished

RIESI

Overall Height mm	Dimension Width mm	Pipe Centres mm	Wall to Pipe Centres mm	Wall Distance mm	Fuel Type	Heat Outputs		RRP PRICES EX. VAT
						Btu	Watts	
1200	600	50	80-95	155-170	C/E/D	2818	826	£616.00





KREON

Image shown 1160 X 500

Overall Height mm	Dimension Width mm	Pipe Centres mm	Wall to Pipe Centres mm	Wall Distance mm	Fuel Type	Heat Outputs		RRP PRICES EX.VAT
						Btu	Watts	
780	500	460	85-100	120-135	C/E/D	2602	763	£432.00
1160	500	460	85-100	120-135	C/E/D	3223	945	£730.00



Material
Stainless Steel



25 Year
Guarantee



Next Working
Day Delivery



STAINLESS STEEL



polished

SORENTO

Image shown 1106 X 600 polished

Overall Height mm	Dimension Width mm	Pipe Centres mm	Wall to Pipe Centres mm	Wall Distance mm	Fuel Type	Heat Outputs		RRP PRICES EX.VAT
						Btu	Watts	
800	600	50	80-95	125-140	C/E/D	2859	838	£470.00
1106	600	50	80-95	125-140	C/E/D	3815	1119	£640.00





polished

PIZZO

Overall Height mm	Dimension Width mm	Pipe Centres mm	Wall to Pipe Centres mm	Wall Distance mm	Fuel Type	Heat Outputs		RRP PRICES EX.VAT
						Btu	Watts	
1000	600	50	80-95	125-140	C/E/D	2192	643	£429.00



Material
Stainless Steel



25 Year
Guarantee



Next Working
Day Delivery



STAINLESS STEEL




polished *brushed*

ARDEN

Image shown 1000 X 500 brushed

Overall Height mm	Dimension Width mm	Pipe Centres mm	Wall to Pipe Centres mm	Wall Distance mm	Fuel Type	Heat Outputs		RRP PRICES EX.VAT
						Btu	Watts	
500	500	470	80-95	95-110	C/E/D	867	254	£245.00
1000	500	470	80-95	95-110	C/E/D	1704	500	£430.00





MINA

Image shown 1170 X 480 brushed

Overall Height mm	Dimension Width mm	Pipe Centres mm	Wall to Pipe Centres mm	Wall Distance mm	Fuel Type	Heat Outputs		RRP PRICES EX.VAT
						Btu	Watts	
750	480	440	80-95	95-110	C/E/D	1208	354	£277.20
1170	480	440	80-95	95-110	C/E/D	1884	552	£381.15



Material
Stainless Steel

25 Year
Guarantee



Next Working
Day Delivery



STAINLESS STEEL



polished



ELVO

Overall Height mm	Dimension Width mm	Pipe Centres mm	Wall to Pipe Centres mm	Wall Distance mm	Fuel Type	Heat Outputs		RRP PRICES EX.VAT
						Btu	Watts	
660	530	500	50-60	264-274	C/E/D	1346	395	£233.20



polished

TROISI

Overall Height mm	Dimension Width mm	Pipe Centres mm	Wall to Pipe Centres mm	Wall Distance mm	Fuel Type	Heat Outputs		RRP PRICES EX.VAT
						Btu	Watts	
294	532	462	67	300	C	708	208	£275.00



Material
Stainless Steel

25

Year
Guarantee



Next Working
Day Delivery



C: CENTRAL HEATING | E: ELECTRIC | D:DUAL FUEL

STAINLESS STEEL



polished

ADENA

Overall Height mm	Dimension Width mm	Pipe Centres mm	Wall to Pipe Centres mm	Wall Distance mm	Fuel Type	Heat Outputs		RRP PRICES EX.VAT
						Btu	Watts	
1300	532	462	67	300	C/E/D	3253	954	£518.00





DENO

Image shown 1488 X 500 polished

Overall Height mm	Dimension Width mm	Pipe Centres mm	Wall to Pipe Centres mm	Wall Distance mm	Fuel Type	Heat Outputs		RRP PRICES EX.VAT
						Btu	Watts	
496	500	450	60-75	100-115	C/E/D	850	249	£209.00
992	500	450	60-75	100-115	C/E/D	1648	483	£368.50
1488	500	450	60-75	100-115	C/E/D	2269	665	£511.50



Material
Stainless Steel



Year
Guarantee



Next Working
Day Delivery



STAINLESS STEEL




polished

HELIN

Image shown 1120 X 500

Overall Height mm	Dimension Width mm	Pipe Centres mm	Wall to Pipe Centres mm	Wall Distance mm	Fuel Type	Heat Outputs		RRP PRICES EX.VAT
						Btu	Watts	
826	500	450	60-75	100-115	C/E/D	2045	600	£320.00
1120	500	450	60-75	100-115	C/E/D	2863	840	£420.00
1535	500	450	60-75	100-115	C/E/D	3688	1082	£550.00





SCALO

Image shown 1535 X 500 polished

Overall Height mm	Dimension Width mm	Pipe Centres mm	Wall to Pipe Centres mm	Wall Distance mm	Fuel Type	Heat Outputs		RRP PRICES EX.VAT
						Btu	Watts	
826	500	50	60-75	100-115	C/E/D	2045	600	£380.00
1120	500	50	60-75	100-115	C/E/D	2863	840	£550.00
1535	500	50	60-75	100-115	C/E/D	3688	1082	£690.00



Material
Stainless Steel

25 Year
Guarantee



Next Working
Day Delivery



STAINLESS STEEL



Image shown 1230 X 500 polished

Can be mounted left or right hand side



Cavo

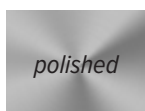
A stunning Designer Radiator made from a quality stainless steel that will offer you a practical solution to all your heating requirements and add style and luxury to your bathroom.

Supplied in Four size options & Two finishes.

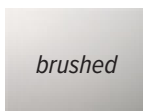
Polished & Brushed , with the added 25 year guarantee as standard and being very competitively priced.

Cavo proves why it's the first choice from most of our customers.

Overall Height mm	Dimension Width mm	Pipe Centres mm	Wall to Pipe Centres mm	Wall Distance mm	Fuel Type	Heat Outputs		RRP PRICES EX.VAT
						Btu	Watts	
530	500	50	60-75	100-115	C/E/D	985	289	£250.00
880	500	50	60-75	100-115	C/E/D	1526	448	£340.00
1230	500	50	60-75	100-115	C/E/D	1929	566	£420.00
1580	500	50	60-75	100-115	C/E/D	2722	798	£580.00



polished



brushed

STAINLESS STEEL



polished

NEROX SINGLE

Image shown 600 X 826 single

Overall Height mm	Dimension Width mm	Pipe Centres mm	Wall to Pipe Centres mm	Wall Distance mm	Fuel Type	Heat Outputs		RRP PRICES EX.VAT
						Btu	Watts	
600	413	413	65	103	C/E/D	1577	462	£224.60
600	590	590	65	103	C/E/D	2254	661	£265.65
600	826	826	65	103	C/E/D	3155	925	£352.59
600	1003	1003	65	103	C/E/D	3884	1139	£416.59
600	1180	1180	65	103	C/E/D	4508	1322	£480.59





polished

NEROX DOUBLE

Image shown 600 X 826 double

Overall Height mm	Dimension Width mm	Pipe Centres mm	Wall to Pipe Centres mm	Wall Distance mm	Fuel Type	Heat Outputs		RRP PRICES EX.VAT
						Btu	Watts	
600	413	413	65	103	C/E/D	2523	740	£357.42
600	590	590	65	103	C/E/D	3606	1057	£470.93
600	826	826	65	103	C/E/D	5048	1480	£627.90
600	1003	1003	65	103	C/E/D	6134	1799	£724.50
600	1180	1180	65	103	C/E/D	7212	2115	£845.25



Material
Stainless Steel

25

Year
Guarantee



Next Working
Day Delivery



C: CENTRAL HEATING | E: ELECTRIC | D: DUAL FUEL
For pipe centre measurement including valves add/subtract 90mm accordingly

STAINLESS STEEL


NEROX SINGLE

Overall Height mm	Dimension Width mm	Pipe Centres mm	Wall to Pipe Centres mm	Wall Distance mm	Fuel Type	Heat Outputs		RRP PRICES EX.VAT
						Btu	Watts	
1800	295	295	65	103	C	3380	991	£398.48
1800	354	354	65	103	C	4055	1189	£474.14
1800	413	413	65	103	C	4732	1388	£531.30
1800	472	472	65	103	C	5409	1586	£629.60
1800	531	531	65	103	C	6084	1784	£709.50

polished

Image shown 1800 X 413 single





NEROX DOUBLE

Overall Height mm	Dimension Width mm	Pipe Centres mm	Wall to Pipe Centres mm	Wall Distance mm	Fuel Type	Heat Outputs		RRP PRICES EX.VAT
						Btu	Watts	
1800	295	295	65	103	C	5138	1507	£664.13
1800	354	354	65	103	C	6165	1808	£790.42
1800	413	413	65	103	C	7192	2109	£893.55
1800	472	472	65	103	C	8222	2411	£1,040.80
1800	531	531	65	103	C	9249	2712	£1,174.64



polished

Image shown 1800 X 413 double



Material
Stainless Steel

25

Year
Guarantee



Next Working
Day Delivery



C: CENTRAL HEATING | E: ELECTRIC | D: DUAL FUEL
For pipe centre measurement including valves add/subtract 90mm accordingly

STAINLESS STEEL



brushed

NEROX SINGLE

Image shown 600 X 826 single

Overall Height mm	Dimension Width mm	Pipe Centres mm	Wall to Pipe Centres mm	Wall Distance mm	Fuel Type	Heat Outputs		RRP PRICES EX.VAT
						Btu	Watts	
600	413	413	65	103	C/E/D	1577	462	£224.60
600	590	590	65	103	C/E/D	2254	661	£265.65
600	826	826	65	103	C/E/D	3155	925	£352.59
600	1003	1003	65	103	C/E/D	3884	1139	£416.59
600	1180	1180	65	103	C/E/D	4508	1322	£480.59





brushed

NEROX DOUBLE

Image shown 600 X 826 double

Overall Height mm	Dimension Width mm	Pipe Centres mm	Wall to Pipe Centres mm	Wall Distance mm	Fuel Type	Heat Outputs		RRP PRICES EX.VAT
						Btu	Watts	
600	413	413	65	103	C/E/D	2523	740	£357.42
600	590	590	65	103	C/E/D	3606	1057	£470.93
600	826	826	65	103	C/E/D	5048	1480	£627.90
600	1003	1003	65	103	C/E/D	6134	1799	£724.50
600	1180	1180	65	103	C/E/D	7212	2115	£845.25



Material
Stainless Steel



Year
Guarantee



Next Working
Day Delivery



C: CENTRAL HEATING | E: ELECTRIC | D: DUAL FUEL
For pipe centre measurement including valves add/subtract 90mm accordingly

STAINLESS STEEL

NEROX SINGLE

Overall Height mm	Dimension Width mm	Pipe Centres mm	Wall to Pipe Centres mm	Wall Distance mm	Fuel Type	Heat Outputs		RRP PRICES EX.VAT
						Btu	Watts	
1800	295	295	65	103	C	3380	991	£398.48
1800	354	354	65	103	C	4055	1189	£474.14
1800	413	413	65	103	C	4732	1388	£531.30
1800	472	472	65	103	C	5409	1586	£629.60
1800	531	531	65	103	C	6084	1784	£709.50

brushed

Image shown 1800 X 413 single





NEROX DOUBLE

Overall Height mm	Dimension Width mm	Pipe Centres mm	Wall to Pipe Centres mm	Wall Distance mm	Fuel Type	Heat Outputs		RRP PRICES EX. VAT
						Btu	Watts	
1800	295	295	65	103	C	5138	1507	£664.13
1800	354	354	65	103	C	6165	1808	£790.42
1800	413	413	65	103	C	7192	2109	£893.55
1800	472	472	65	103	C	8222	2411	£1,040.80
1800	531	531	65	103	C	9249	2712	£1,174.64

brushed

Image shown 1800 X 413 double



Material
Stainless Steel

25 Year
Guarantee

Next Working
Day Delivery

EN 442 EURONORM

C: CENTRAL HEATING | E: ELECTRIC | D: DUAL FUEL
For pipe centre measurement including valves add/subtract 90mm accordingly

STAINLESS STEEL



polished

ARTENA SINGLE

Image shown 590 X 1000 single

Overall Height mm	Dimension Width mm	Pipe Centres mm	Wall to Pipe Centres mm	Wall Distance mm	Fuel Type	Heat Outputs		RRP PRICES EX.VAT
						Btu	Watts	
590	400	360	65	103	C/E/D	1719	504	£239.20
590	600	560	65	103	C/E/D	2579	756	£324.30
590	800	760	65	103	C/E/D	3439	1009	£410.55
590	1000	960	65	103	C/E/D	4298	1260	£496.80
590	1200	1160	65	103	C/E/D	5158	1513	£581.90





polished

ARTENA DOUBLE

Image shown 590 X 1000 double

Overall Height mm	Dimension Width mm	Pipe Centres mm	Wall to Pipe Centres mm	Wall Distance mm	Fuel Type	Heat Outputs		RRP PRICES EX.VAT
						Btu	Watts	
590	400	360	65	103	C/E/D	2383	699	£349.60
590	600	560	65	103	C/E/D	4023	1180	£512.90
590	800	760	65	103	C/E/D	5364	1573	£669.30
590	1000	960	65	103	C	6706	1967	£832.60
590	1200	1160	65	103	C	8047	2360	£989.00



Material
Stainless Steel



25 Year
Guarantee



Next Working
Day Delivery



STAINLESS STEEL



brushed

ARTENA SINGLE

Image shown 590 X 1200 single

Overall Height mm	Dimension Width mm	Pipe Centres mm	Wall to Pipe Centres mm	Wall Distance mm	Fuel Type	Heat Outputs		RRP PRICES EX.VAT
						Btu	Watts	
590	400	360	65	103	C/E/D	1719	504	£239.20
590	600	560	65	103	C/E/D	2579	756	£324.30
590	800	760	65	103	C/E/D	3439	1009	£410.55
590	1000	960	65	103	C/E/D	4298	1260	£496.80
590	1200	1160	65	103	C/E/D	5158	1513	£581.90





brushed

ARTENA DOUBLE

Image shown 590 X 1200 double

Overall Height mm	Dimension Width mm	Pipe Centres mm	Wall to Pipe Centres mm	Wall Distance mm	Fuel Type	Heat Outputs		RRP PRICES EX.VAT
						Btu	Watts	
590	400	360	65	103	C/E/D	2383	699	£349.60
590	600	560	65	103	C/E/D	4023	1180	£512.90
590	800	760	65	103	C/E/D	5364	1573	£669.30
590	1000	960	65	103	C	6706	1967	£832.60
590	1200	1160	65	103	C	8047	2360	£989.00



Material
Stainless Steel



25 Year
Guarantee



Next Working
Day Delivery



STAINLESS STEEL



polished

Image shown 1200 X 500



LUNA FLAT

Overall Height mm	Dimension Width mm	Pipe Centres mm	Wall to Pipe Centres mm	Wall Distance mm	Fuel Type	Heat Outputs		RRP PRICES EX.VAT
						Btu	Watts	
600	300	268	50-60	65-70	C/E/D	881	258	£144.10
720	350	318	50-60	65-70	C/E/D	1346	395	£171.60
1200	350	318	50-60	65-70	C/E/D	2384	699	£245.30
1500	350	318	50-60	65-70	C/E/D	2799	821	£313.50
430	500	468	50-60	65-70	C/E/D	970	284	£137.50
720	500	468	50-60	65-70	C/E/D	1935	567	£191.40
1200	500	468	50-60	65-70	C/E/D	2660	780	£275.00
1500	500	468	50-60	65-70	C/E/D	3544	1039	£354.20
430	600	568	50-60	65-70	C/E/D	1109	325	£149.60
720	600	568	50-60	65-70	C/E/D	2088	612	£211.20
1200	600	568	50-60	65-70	C/E/D	3166	928	£308.00
1500	600	568	50-60	65-70	C/E/D	3749	1099	£396.00



The new range of the Luna and t stainless steel towel rails are now polished to a superior standard and feature an elegant design tube arrangement which looks perfect at home in a contemporary or traditional bathroom.

With both models now made in a heavier grade of stainless steel to ensure not just the best quality but you receive the assurance of a 25 year guarantee against manufacturing defect. making these two models the best available stainless steel towel rails in the market.

Consideration has even been given to the design of air vent arrangement. there are no more unsightly air vents on the back of the towel rail and the possibility of venting the system water onto the wall. the new design of air vent is now incorporated and concealed into the top of each towel rail and covered with a perfectly finish screwed on stainless steel cap which completely makes Luna and Eos the answer to your bathroom.

STAINLESS STEEL



polished



EOS

Image shown 1500 X 500

Overall Height mm	Dimension Width mm	Pipe Centres mm	Wall to Pipe Centres mm	Wall Distance mm	Fuel Type	Heat Outputs		RRP PRICES EX.VAT
						Btu	Watts	
430	500	468	50-60	75-85	C/E/D	970	284	£143.00
720	500	468	50-60	75-85	C/E/D	1935	567	£195.80
1200	500	468	50-60	75-85	C/E/D	2660	780	£281.60
1500	500	468	50-60	75-85	C/E/D	3544	1039	£363.00
430	600	568	50-60	75-85	C/E/D	1109	325	£154.00
720	600	568	50-60	75-85	C/E/D	2088	612	£215.60
1200	600	568	50-60	75-85	C/E/D	3166	928	£314.60
1500	600	568	50-60	75-85	C/E/D	3749	1099	£407.00





Why choose an electric radiator?

From Towel Warmers to Designer Radiators , standard and thermostatically controlled, Electric radiators are the perfect solution to heat your room without the added need to attach to your heating system.

Simply connected to a mains supply, our vast range of Electric radiators can prove to be an ideal and cheaper solution for your home.

ARLEC ALUMINIUM ELECTRIC RADIATOR

Manufactured from Aluminium - Silent Operation

Choice of output

Slimline - 54mm deep

Digital timer display

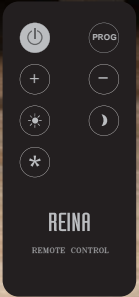
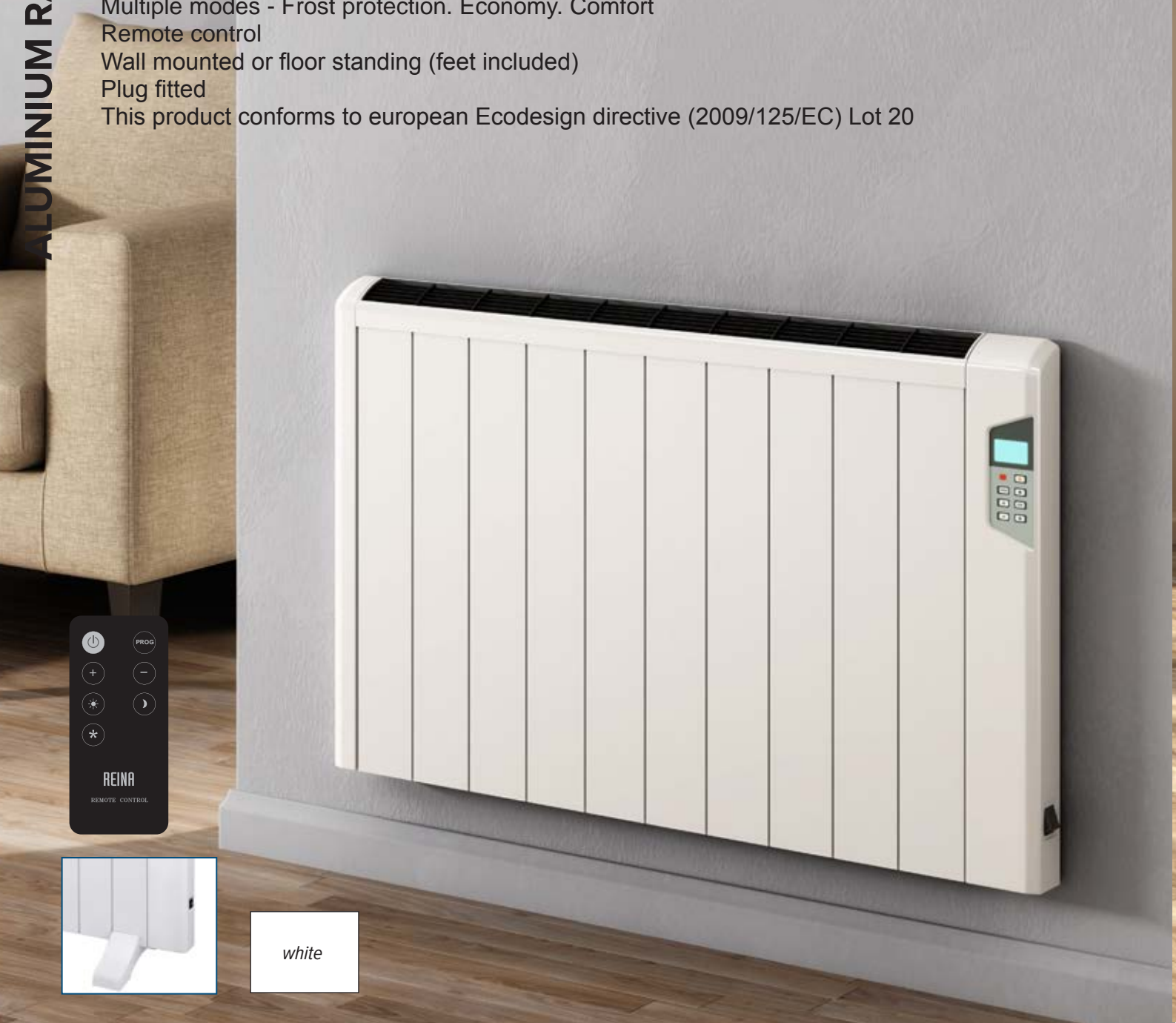
Multiple modes - Frost protection. Economy. Comfort

Remote control

Wall mounted or floor standing (feet included)

Plug fitted

This product conforms to european Ecodesign directive (2009/125/EC) Lot 20



ARLEC ELECTRIC RADIATOR

Image shown 565 X 870

Overall Height mm	Dimension Width mm	Depth mm	Fuel Type	Heat Outputs Watts	RRP PRICES EX.VAT
565	414	54	E	700	£189.75
565	490	54	E	900	£212.75
565	642	54	E	1250	£251.85
565	718	54	E	1500	£266.80
565	870	54	E	1800	£299.00

OPTIMA ELECTRIC RADIATOR

IP 24

7 Day Timer

Wall - mounted

Electronic thermostat

Open window function

Safety thermal cut out

External cable length 1.3m

Low-temperature heating element

This product conforms to european Ecodesign directive (2009/125/EC) Lot 20



OPTIMA ELECTRIC RADIATOR

Image shown 450 X785

Overall Height mm	Dimension Width mm	Depth mm	Fuel Type	Heat Outputs Watts	RRP PRICES EX.VAT
450	450	120	E	500	£130.00
450	530	120	E	1000	£135.00
450	660	120	E	1500	£145.00
450	785	120	E	2000	£149.00



ARNAGE DRY ELECTRIC

Image shown 1200 X 500

Overall Height mm	Dimension Width mm	Wall Distance mm	Fuel Type	Heat Outputs Watts	RRP PRICES EX.VAT
800	500	116	E	90	£216.00
1200	500	116	E	130	£269.00





polished

ORNE DRY ELECTRIC

Overall Height mm	Dimension Width mm	Wall Distance mm	Fuel Type	Heat Outputs Watts	RRP PRICES EX.VAT
760	580	116	E	50	£199.00



Material
Stainless Steel



2 Year
Guarantee



Next Working
Day Delivery



polished

RANCE DRY ELECTRIC

Overall Height mm	Dimension Width mm	Wall Distance mm	Fuel Type	Heat Outputs Watts	RRP PRICES EX.VAT
475	500	116	E	80	£170.00







25mm
TUBES



Thermostatic Touch



Thermostatic Remote



Standart Element

DIVA - 25mm TOWEL RAIL

CHROME FLAT & CURVED OPTIONS

Our collection of ladder rails will enhance the overall appearance of any room in the home

Overall Height mm	Dimension Width mm	Wall Distance mm	Tube Diameter mm	Heat Output watts Standard	Heat Output watts Thermostatic	FLAT RRP Prices Ex.VAT Standard	FLAT RRP Prices Ex.VAT Thermostatic Touch	FLAT RRP Prices Ex.VAT Thermostatic Remote Control	CURVED RRP Prices Ex.VAT Standard	CURVED RRP Prices Ex.VAT Thermostatic Touch	CURVED RRP Prices Ex.VAT Thermostatic Remote Control
600	300	85-100	25	100	300	£193.60	£226.52	£256.52	-	-	-
800	300	85-100	25	150	300	£199.65	£232.57	£262.57	-	-	-
1200	300	85-100	25	250	600	£231.00	£265.24	£295.24	-	-	-
1600	300	85-100	25	400	600	£292.82	£328.16	£358.16	-	-	-
800	400	85-100	25	150	300	£190.30	£218.60	£248.60	£192.50	£219.70	£249.70
1000	400	85-100	25	250	300	£205.70	£232.90	£262.90	£207.90	£235.10	£265.10
1200	400	85-100	25	250	300	£223.30	£251.60	£281.60	£226.60	£253.80	£283.80
1600	400	85-100	25	250	300	£278.30	£307.70	£337.70	£281.60	£311.00	£341.00
800	450	85-100	25	250	300	£200.20	£227.40	£257.40	£202.40	£229.60	£259.60
1200	450	85-100	25	400	600	£231.00	£258.20	£288.20	£234.30	£261.50	£291.50
800	500	85-100	25	250	300	£200.20	£227.40	£257.40	£202.40	£229.60	£259.60
1000	500	85-100	25	250	300	£214.50	£242.80	£272.80	£216.70	£245.00	£275.00
1200	500	85-100	25	400	600	£231.00	£258.20	£288.20	£234.30	£261.50	£291.50
1400	500	85-100	25	400	600	£260.70	£289.00	£319.00	£268.40	£292.30	£322.30
1600	500	85-100	25	600	600	£290.40	£319.80	£349.80	£301.40	£323.10	£353.10
800	600	85-100	25	250	300	£207.90	£235.10	£265.10	£209.00	£237.30	£267.30
1000	600	85-100	25	250	300	£226.60	£254.90	£284.90	£229.90	£257.10	£287.10
1200	600	85-100	25	400	600	£244.20	£272.50	£302.50	£247.50	£274.70	£304.70
1400	600	85-100	25	400	600	£272.80	£302.20	£332.20	£280.50	£304.40	£334.40
1600	600	85-100	25	600	600	£301.40	£330.80	£360.80	£312.40	£333.00	£363.00
800	750	85-100	25	250	300	£223.30	£251.60	£281.60	£225.50	£253.80	£283.80
1200	750	85-100	25	400	600	£266.20	£302.20	£332.20	£269.50	£305.50	£335.50




white



Thermostatic Touch



Thermostatic Remote



Standart Element

DIVA WHITE ELECTRIC

Image shown 1200 X 500

Overall Height mm	Dimension Width mm	Wall Distance mm	Tube Diameter mm	Heat Output watts Standard	Heat Output watts Thermostatic	FLAT RRP Prices Ex.VAT Standard	FLAT RRP Prices Ex.VAT Thermostatic Touch	FLAT RRP Prices Ex.VAT Thermostatic Remote Control	CURVED RRP Prices Ex.VAT Standard	CURVED RRP Prices Ex.VAT Thermostatic Touch	CURVED RRP Prices Ex.VAT Thermostatic Remote Control
800	300	85-100	25	150	300	£147.40	£174.60	£204.60	-	-	-
1200	300	85-100	25	250	600	£169.40	£196.60	£226.60	-	-	-
800	400	85-100	25	150	300	£152.90	£180.10	£210.10	£154.00	£181.20	£211.20
1200	400	85-100	25	400	600	£172.70	£201.00	£231.00	£174.90	£202.10	£232.10
800	500	85-100	25	250	300	£157.30	£185.60	£215.60	£158.40	£186.70	£216.70
1200	500	85-100	25	400	600	£180.40	£207.60	£237.60	£181.50	£209.80	£239.80
800	600	85-100	25	250	300	£161.70	£190.00	£220.00	£162.80	£191.10	£221.10
1200	600	85-100	25	400	600	£185.90	£214.20	£244.20	£188.10	£215.30	£245.30



Thermostatic Touch



Thermostatic Remote



Standart Element



anthracite

DIVA ANTHRACITE ELECTRIC

Image shown 1200 X 600

Overall Height mm	Dimension Width mm	Wall Distance mm	Tube Diameter mm	Heat Output watts Standard	Heat Output watts Thermostatic	FLAT RRP Prices Ex.VAT Standard	FLAT RRP Prices Ex.VAT Thermostatic Touch	FLAT RRP Prices Ex.VAT Thermostatic Remote Control
800	400	85-100	25	150	300	£152.90	£180.10	£210.10
1200	400	85-100	25	400	600	£172.70	£201.00	£231.00
800	500	85-100	25	250	300	£157.30	£185.60	£215.60
1200	500	85-100	25	400	600	£180.40	£207.60	£237.60
800	600	85-100	25	250	300	£161.70	£190.00	£220.00
1200	600	85-100	25	400	600	£185.90	£214.20	£244.20



latte

DIVA LATTE ELECTRIC

Image shown 1200 X 500

Overall Height mm	Dimension Width mm	Wall Distance mm	Tube Diameter mm	Heat Output watts Standard	Heat Output watts Thermostatic	FLAT RRP Prices Ex.VAT Standard	FLAT RRP Prices Ex.VAT Thermostatic Touch	FLAT RRP Prices Ex.VAT Thermostatic Remote Control
800	400	85-100	25	150	300	£152.90	£180.10	£210.10
1200	400	85-100	25	400	600	£172.70	£201.00	£231.00
800	500	85-100	25	250	300	£157.30	£185.60	£215.60
1200	500	85-100	25	400	600	£180.40	£207.60	£237.60
800	600	85-100	25	250	300	£161.70	£190.00	£220.00
1200	600	85-100	25	400	600	£185.90	£214.20	£244.20



black



Thermostatic Touch



Thermostatic Remote



Standart Element

DIVA BLACK ELECTRIC

Image shown 1200 X 500

Overall Height mm	Dimension Width mm	Wall Distance mm	Tube Diameter mm	Heat Output watts Standard	Heat Output watts Thermostatic	FLAT RRP Prices Ex.VAT Standard	FLAT RRP Prices Ex.VAT Thermostatic Touch	FLAT RRP Prices Ex.VAT Thermostatic Remote Control	CURVED RRP Prices Ex.VAT Standard	CURVED RRP Prices Ex.VAT Thermostatic Touch	CURVED RRP Prices Ex.VAT Thermostatic Remote Control
800	400	85-100	25	150	300	£152.90	£180.10	£210.10	£154.00	£181.20	£211.20
1200	400	85-100	25	400	600	£172.70	£201.00	£231.00	£174.90	£202.10	£232.10
800	500	85-100	25	250	300	£157.30	£185.60	£215.60	£158.40	£186.70	£216.70
1200	500	85-100	25	400	600	£180.40	£207.60	£237.60	£181.50	£209.80	£239.80
800	600	85-100	25	250	300	£161.70	£190.00	£220.00	£162.80	£191.10	£221.10
1200	600	85-100	25	400	600	£185.90	£214.20	£244.20	£188.10	£215.30	£245.30

Material Steel

5 Year Guarantee

Next Working Day Delivery

EN 442


C: CENTRAL HEATING | E: ELECTRIC | D: DUAL FUEL



Thermostatic Touch



Thermostatic Remote




Standart Element

CAPO ELECTRIC

Image shown 1200 X 500 chrome

Overall Height mm	Dimension Width mm	Wall Distance mm	Tube Diameter mm	Heat Output watts Standard	Heat Output watts Thermostatic	FLAT RRP Prices Ex.VAT Standard	FLAT RRP Prices Ex.VAT Thermostatic	FLAT RRP Prices Ex.VAT Thermostatic Remote Control	CURVED RRP Prices Ex.VAT Standard	CURVED RRP Prices Ex.VAT Thermostatic Touch	CURVED RRP Prices Ex.VAT Thermostatic Remote Control
800	400	70-85	55-75	22mm	300	£114.95	£172.45	£197.45	£118.25	£177.40	£202.40
1200	400	70-85	55-75	22mm	600	£132.55	£189.50	£214.50	£137.50	£195.00	£220.00
1600	400	70-85	55-75	22mm	600	£174.35	£226.90	£251.90	£178.75	£233.50	£258.50
800	500	70-85	55-75	22mm	300	£121.55	£176.30	£201.30	£121.00	£181.25	£206.25
1200	500	70-85	55-75	22mm	600	£137.50	£191.70	£216.70	£137.50	£197.20	£222.20
1600	500	70-85	55-75	22mm	600	£180.40	£243.40	£268.40	£184.80	£250.00	£275.00
800	600	70-85	55-75	22mm	300	£122.10	£179.60	£204.60	£125.40	£185.10	£210.10
1200	600	70-85	55-75	22mm	600	£140.80	£198.30	£223.30	£144.65	£203.80	£228.80
1600	600	70-85	55-75	22mm	600	£186.45	£248.90	£273.90	£190.85	£255.50	£280.50



Valves, Accessories and Elements.

Radiator valves and elements are not only a part of your essential heating requirements for your system, but they also offer the same aesthetics as the radiator can do to your room.

Please browse our comprehensive list of valves and elements for the perfect complement to your Reina Designer Radiator.

VALVES



Portland
Angled Chrome Valve
£16.50 Ex. VAT



Portland
Angled Brushed Valve
£20.00 Ex. VAT



Portland
Angled White Valve
£20.00 Ex. VAT



Portland
Angled Anthracite Valve
£20.00 Ex. VAT



Portland
Chrome Straight Valve
£16.50 Ex. VAT



Portland
Brushed Straight Valve
£20.00 Ex. VAT



Portland
Straight White Valve
£20.00 Ex. VAT



Portland
Straight Anthracite Valve
£20.00 Ex. VAT



Crova
Chrome Corner Valve
£27.50 Ex. VAT



Crova
Corner Brushed Valve
£27.50 Ex. VAT



Crova
Corner White Valve
£27.50 Ex. VAT



Crova
Corner Anthracite Valve
£27.50 Ex. VAT



LOGE
Angled Chrome Valve
£22.00 Ex. VAT



LOGE
Angled Brushed Valve
£28.50 Ex. VAT



LOGE
Angled Anthracite Valve
£28.50 Ex. VAT



LOGE
Straight Chrome Valve
£22.00 Ex. VAT



LOGE
Straight Brushed Valve
£28.50 Ex. VAT



LOGE
Straight Anthracite Valve
£28.50 Ex. VAT



MODAL TRV
Corner Brushed Valve
£41.00 Ex. VAT



MODAL TRV
Straight Brushed Valve
£41.00 Ex. VAT



MODAL TRV
Angled Brushed Valve
£41.00 Ex. VAT



MODAL TRV
Corner Bronze Valve
£41.00 Ex. VAT



MODAL TRV
Straight Bronze Valve
£41.00 Ex. VAT



MODAL TRV
Angled Bronze Valve
£41.00 Ex. VAT

VALVES



MODAL TRV
Corner Chrome Valve
£35.00 Ex. VAT



MODAL TRV
Straight Chrome Valve
£35.00 Ex. VAT



MODAL TRV
Angled Chrome Valve
£35.00 Ex. VAT



MODAL TRV
Corner Black Valve
£35.00 Ex. VAT



MODAL TRV
Straight Black Valve
£35.00 Ex. VAT



MODAL TRV
Angled Black Valve
£35.00 Ex. VAT



MODAL TRV
Corner Oiled Bronze Valve
£41.00 Ex. VAT



MODAL TRV
Straight Oiled Bronze Valve
£41.00 Ex. VAT



MODAL TRV
Angled Oiled Bronze Valve
£41.00 Ex. VAT



MODAL TRV
Corner Anthracite Valve
£35.00 Ex. VAT



MODAL TRV
Straight Anthracite Valve
£35.00 Ex. VAT



MODAL TRV
Angled Anthracite Valve
£35.00 Ex. VAT



MODAL TRV
Corner White Valve
£35.00 Ex. VAT



MODAL TRV
Straight White Valve
£35.00 Ex. VAT



MODAL TRV
Angled White Valve
£35.00 Ex. VAT



Surrey
Angled Chrome Valve
£38.50 EX. VAT



Bronte
Traditional Angled Valve
£26.50 Ex. VAT



Bronte
Traditional Straight Valve
£26.50 Ex. VAT



T-Piece Chrome
(Dual Fuel)
£8.00 Ex. VAT



T-Piece White
(Dual Fuel)
£8.00 Ex. VAT



T-Piece Anthracite
(Dual Fuel)
£8.00 Ex. VAT



Chrome Pipe Kit
(200mm)
£16.50 Ex. VAT



MODAH Twin "H" Type TRV (suitable for 50mm Pipe Centres)
Available Colour Options : White, Anthracite and Chrome
Model Version Options : Angled or Straight

Note : All models supplied with removeable cover guard.

£69.00 Ex. VAT



Thermostatic Heating Element

Remote Control included. 7 day programmable electronic thermostat. Selectable between room temperature and water temperature. Open window detection build-in. Rotatable display for horizontal or vertical use Available in three power options - 300w. 600w. 900w

£129.00 Ex. VAT



Touch Thermostatic Heating Element

Available in: 300 (watts), 600 (watts), 900 (watts). (With Cable Cover)

£99.00 Ex. VAT



£89.00 Ex. VAT



Optional white cap for standard element

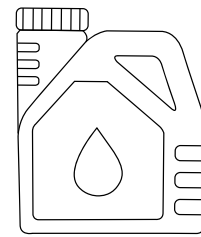
Standard Heating Element

This product does not conform to European Ecodesign Directive (2009/125/EC) Lot 20 and should not be used to warm a room

Available in: 100(watts)

- 150 (watts)
- 250 (watts)
- 400 (watts)
- 600 (watts)
- 800 (watts)

£42.00 Ex. VAT



Liquid Filling for Electric Only Models

£70.00 Ex. VAT



Towel Hook (pair)

£20.00 Ex. VAT

RAL COLOURS CHART

REINA now offer 33 exciting RAL colour options on dedicated Radiators
 All finishes are powder coated and are available within 7 working days from point of order
 (subject to stock availability). Ral Painted Radiators are Non-Cancellable



1000 Green Beige



1001 Pale Beige



1013 Oyster White



1015 Light Ivory



2004 Pure Orange



5002 Ultramarine Blue



1036 Pearl Gold



2003 Pastel Orange



3002 Carmine Red



5015 Middle Sky Blue



3000 Flame Red



3001 Signal Red



6029 Mint Green



7015 Slate Grey



5003 Dark Sapphire Blue



3005 Wine Red



7032 Grey



7035 Pale Grey



6005 Light Moss



5005 Signal Blue



8003 Clay Brown



8017 Chocolate Brown



7016 Anthracite Grey



7030 Stone Grey



9002 Grey White



9005 Jet Black



7040 Window Grey



7042 Traffic Grey A




9006 White Aluminum



9007 Grey Aluminium



8019 Grey Brown



9001 Cream



1023 Traffic Yellow



SPECIAL RAL COLOURS

All finishes are powder coated and are available within 7 working days from point of order (subject to stock availability). Ral Painted Radiators are Non-Cancellable



RAL 7033 CEMENT GREY
FINE TEXTURE



RAL 5009 AZURE BLUE
FINE TEXTURE



ANODIC BROWN EXTRA
MAT METALLIC



ANODIC SAPHIRE EXTRA
SMOOTH METALLIC



RAL 9006 BARITON 1



RAL 9007 BARITON 2



CAST IRON FINE TEXTURE
METALLIC



ANODIC GOLD EXTRA
MATT METALLIC



TIMELESS RUST FINE
TEXTURE



OXIDE 1 FINE TEXTURE
SPECKLED



OXIDE 2 FINE TEXTURE
SPECKLED



CITY TERACCONA
FINE TEXTURE METALLIC



GOLD SUPREME FINE
TEXTURE METALLIC



ANODIC BRONZE EXTRA
MATT SMOOTH METALLIC



RAL 9011 GRAPHITE
BLACK FINE TEXTURE



RAL 1019 GREY BEIGE
FINE TEXTURE



RAL 1013 OYSTER WHITE
FINE TEXTURE



RAL 7015 SLATE GREY
FINE TEXTURE



GREY GOLD MATT
SMOOTH METALLIC



NOBLE BRONZE MATT
SMOOTH METALLIC



TERMS & CONDITIONS

Terms

These conditions of Sale are expressly incorporated as terms of any orders. which we accept or other conditions proposed by the Buyer will not apply to the Contract unless expressly accepted in writing to the seller. The Seller reserves the right to charge interest on late payments in line with the late payment of commercial debts act. All other accounts must be settled at the time of order.

Delivery

All quoted dispatched/delivery dates are given bona fide. and are such as we expect to achieve and every effort will be made to adhere to them. The Seller shall not accept any liability for failure to despatch within such a time. Time for dispatch shall be extended for a reasonable time if delay is caused by instructions or lack of instructions from you. Despatch time maybe extended during holiday periods and company shut downs.

Please note:-

- Packaging is free and non returnable
- Delivery is to the nearest hard stand area
- The consignee is responsible for off-loading the goods
- The goods must be checked and signed for in the presence of the carrier
- Any damages and shortages must be reported in writing within two working days of delivery
- Failure to comply with any of the above may invalidate any claims
- We recommend that after you check the product on delivery that it is stored in its packaging to prevent damage.
- Atay Global cannot accept responsibility for items damaged after delivery.

Atay Global will ensure that goods are delivered in good order and cannot accept any responsibility for any claims that occur after delivery.

Signing of the delivery note will be determined as acceptance that goods have been delivered in good order at the time of delivery.

Carriage Charges

All prices are inclusive of carriage charges within the mainland of the United Kingdom. Exceptions are as follows Northern Ireland. Highlands of Scotland and Isles off the United Kingdom and Scotland. these areas carry a delivery charge premium. Please ask for a quotation and delivery timings. Please note: All valves and accessories carry a £5 low order delivery fee if ordered without a radiator.

Guarantee and Liability

Where the Seller is not the manufacturer of the goods we will use reasonable endeavours to make over to the Buyer the benefit of any warranty or guarantee given by the manufacturer. The guarantee is offered subject to the goods being installed. operated by incorrectly use and installed by a competent approved installer. Any alterations to the specification using non-approved parts or correct installation shall invalidate the guarantee.

The seller shall have sole discretion deciding to replace or repair an item which agreed faulty. In cases of replacement the Company reserves the right to offer the nearest equivalent product where the original is not available.

The Sellers liability is limited to the repair or supply of replacement product and does not include cost incurred in effecting a replacement.

Under no circumstances will the Seller or his servants. agents or subcontractors be liable for any loss or damage of any kind whatsoever. (except arising from death or personal injury) whether consequential or otherwise caused directly or indirectly by any negligence on the Sellers part or part of any of the seller servants. agents or subcontractors in connection with or arising out of the manufacture or supply of the goods or in connection with any advice or statement given or made by or on the sellers behalf.

Cancellations

Orders cannot be cancelled except with the Seller's consent and on terms that will indemnify the Seller against loss.

Return of goods

Only in exceptional circumstances and by previous agreement with the seller will the Seller accept back for credit items that have been supplied against confirmed orders. providing the goods to be returned are new and adequately packed and unused. The net value of the goods returned will be credited to the buyer subject to a restocking fee.

Samples & Displays

All goods supplied for samples and displays are subject to agreed discounts and are for display only (and are NOT FOR RESALE) remain the property of the Seller until paid in full.

All heat outputs are shown at $\Delta T70C$. in compliance BSEN442 - All dimensions are given as an indication only.

These products conform to European Ecodesign Directive (2009/125/EC) Lot 20

NOTES



Available from
www.heatershop.co.uk
01473 276686

Atay Global Ltd. Unit 6. Weybridge Farm. Stambourne Road.
Great Yeldham. Essex. CO9 4RB
Tel: 01787 238540 | Fax: 01787 237991
www.reinadesign.co.uk | info@atayglobal.com

REINA
DESIGNER RADIATOR

In the interest of continuing design, development and product development, we reserve the right to change colours, designs and product specifications or method of manufacture. Such changes may be made without prior notice and without incurring any obligation. Indications of the colourways throughout this brochure are as accurate as photographic and print processes will allow. This brochure does not form part of a contract of sale. e&oe